


SECTION II  
**CONTINENTAL ENGINES**

**TSX SERIES**

# INDUSTRIAL

## *Carbureters*



**MARVEL-SCHEBLER PRODUCTS DIVISION,**

**BORG-WARNER CORPORATION**

**DECATUR, ILLINOIS, U. S. A.**

# Warranty

Marvel-Schebler Products Division, Borg-Warner Corporation, warrant its carbureters against defects in material and workmanship for a period of ninety days. Defective merchandise will be replaced without charge but labor charges incurred in the removal, disassembly or reinstallation of such products will not be allowed. No merchandise can be returned without written permission from the factory, transportation charges must be prepaid. The factory shall be the sole judge of defects in products returned.

A ten per cent handling charge will be made for all merchandise returned that is not defective. All prices are subject to change without notice, and we reserve the right to limit quantities and to make partial shipments unless specifically instructed otherwise. The obligation of the company under this warranty is limited to replacing at the factory, any complete units or parts thereof which shall be returned and which our examination shall disclose to have been defective.

## *Introduction...*

This section of the master manual is an individual parts catalog of all service parts for Marvel-Schebler carbureters listed on the identification charts. The catalog is divided into groups of carbureters; each group containing an identification chart, an exploded drawing of a composite carbureter, and a parts list. Each part in the illustration bears a reference number which keys together the illustration and parts list.

NOTE: The illustration does not represent any specific carbureter within a series, but is typical of all of them. All parts that look different are shown adjacent to the part of the basic carbureter that they replace.

### TO USE THE CATALOG

- (1) Locate the group which contains the carbureter in question by referring to the identification charts.
- (2) Visually locate the part desired in the exploded drawing and note its reference number.
- (3) Turn to the parts list opposite the reference number of the part for its complete part name and part number.

# CONTINENTAL — INDUSTRIAL CARBURETERS


ISSUED APRIL 1957

Year	Model Application	Engine	Carbureter Number	Superseded By	Customer Part No.	Repair Kit No.	Gasket Kit No.	Float Valve & Seat Assy
1940	Combine	Cont. Y-112	TSX-39		Y112F-218	286-747	16-613	233-536
1940	Huber Combine	Cont. F-124	TSX-54		F124F-212	286-609	16-613	233-536
	30 Oliver Combine	Cont. F-209	TSX-69		F209F-210	286-599	16-613	233-536
1940	F140 Power Unit	Cont. F-140	TSX-76	TSX-330	F140F-404	286-637	16-613	233-536
1940	F140 Industrial	Cont. F-140	TSX-79		F140F-403	286-642	16-613	233-536
	Clarkat "B"	Cont. Y-112	TSX-80		Y112F-400	286-643	16-613	233-536
	M330-301, 306, 341, 350, 354, 364, 379, 387, 389, 397, 398, 403, 405 General Industrial	Cont. M-330	TSX-81		M330F-401	286-641	16-594	233-543
	M290-231 & M271-269 General Industrial	Cont. M-290	TSX-82		M290F-201	286-598	16-594	233-543
	Y112-249, 285, 344, 351, 362, 370, 379 Industrial	Cont. Y-112	TSX-94		Y112F-218	286-662	16-613	233-536
	Y69-321, 326, 331, 334, 335, 336 General Industrial	Cont. Y-69	TSX-95 & 95A		Y69F-238	286-636	16-613	233-536
1941	Y91-244, 252, 254, 258, 261, 266, 269, 274, 278, 279 General Industrial	Cont. Y-91	TSX-96	TSX-288	Y91F-252	286-619	16-613	233-536
	Harvester	Cont. F-162	TSX-98		F162F-241	286-600	16-592	233-536
1941	Oliver Harvester	Cont. Y-112	TSX-101		Y112F-218	286-601	16-613	233-536
1941	F162-405, 460 General Industrial	Cont. F-162	TSX-102		F162F-242	286-691	16-592	233-536
1941	F162-326, 340, 341, 344, 351, 367, 377, 399, 408, 469, 470, 481, 482, 486, 490, 491, 492, 493 General Industrial	Cont. F-162	TSX-103	TSX-330	F162F-239	286-655	16-613	233-536

◆ The repair kit includes a gasket kit and items indicated by bold numerals in the quantity columns.


§ The flange gasket can be supplied separately. Specify the carbureter number when ordering.

## BASIC SUBASSEMBLIES



### CARBURETER BODY ASSY

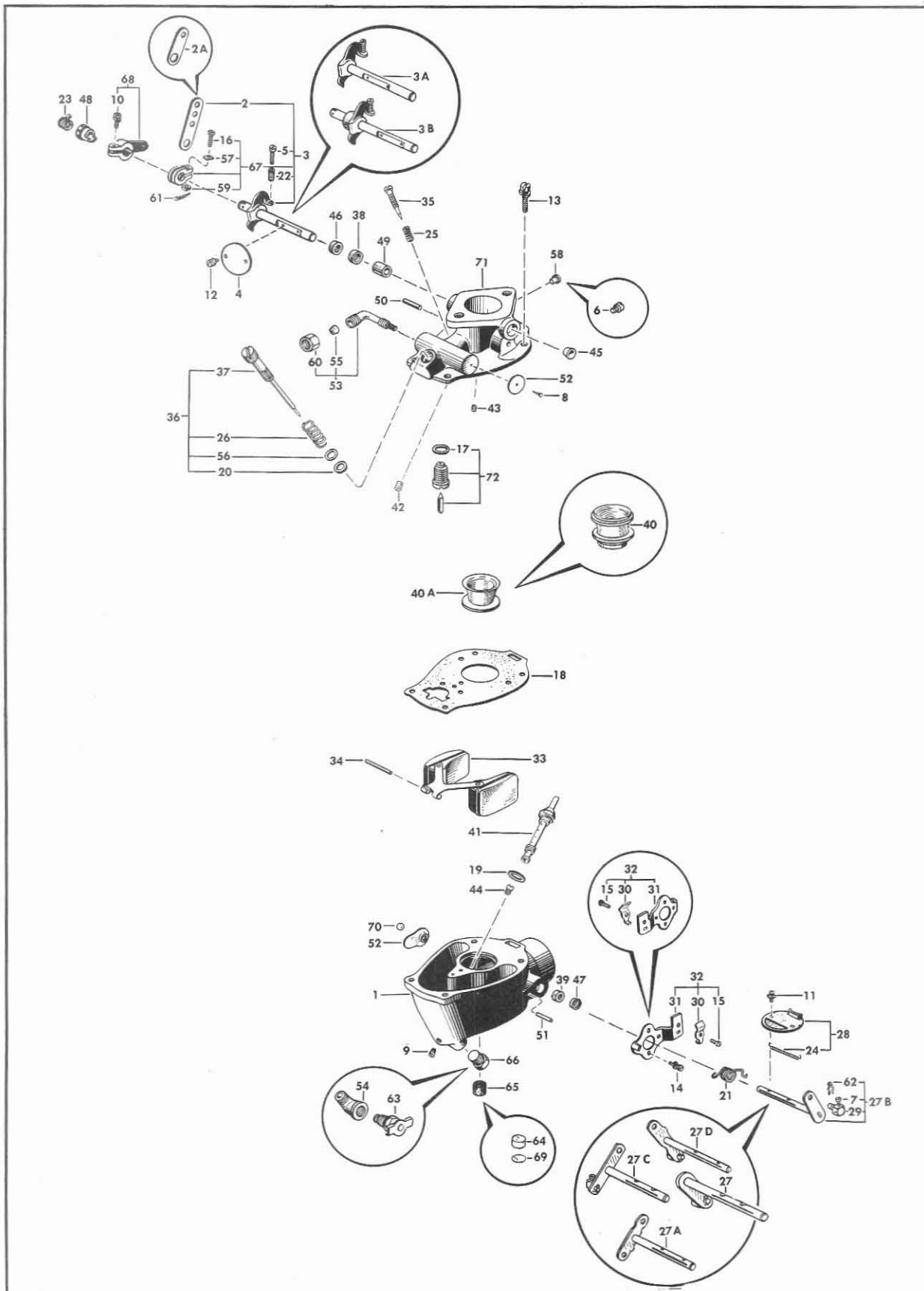
Carbureter Number	Marvel-Schebler Part Number
TSX-39	10-2398
TSX-54	10-2167
TSX-69	10-2342
TSX-76	10-2309
TSX-79	10-2322
TSX-80	10-2323
TSX-81	10-2335
TSX-82	10-2335
TSX-94	10-2473
TSX-95 & 95A	10-2574
TSX-96	10-2399
TSX-98	10-2378
TSX-101	10-2403
TSX-102	10-2383
TSX-103	10-2418



### THROTTLE BODY & SHAFT ASSY

Carbureter Number	Marvel-Schebler Part Number
TSX-39	227-803
TSX-54	227-723
TSX-69	227-765
TSX-76	227-753
TSX-79	227-755
TSX-80	227-757
TSX-81	227-767
TSX-82	227-771
TSX-94	227-843
TSX-95 & 95A	227-879
TSX-96	227-805
TSX-98	227-789
TSX-101	227-807
TSX-102	227-793
TSX-103	227-816

**CONTINENTAL — INDUSTRIAL**  
 TSX-39 to TSX-103



Marvel-Schebler Products Division, Borg-Warner Corporation, Decatur, Illinois, U. S. A.



CONTINENTAL			TSX-39	TSX-54	TSX-69	TSX-76	TSX-79	TSX-80	TSX-81	TSX-82	TSX-94	TSX-95&95A	TSX-96	TSX-98	TSX-101	TSX-102	TSX-103
Ref. No.	Part Name	Part No.															
1	Body Assy — Carbureter . . . . . (See Basic Subassembly)		1	1	1	1	1	1	1	1	1	1	1	1	1	1	1
2	Lever — Throttle, Loose . . . . .	12-A14	1	1	-	-	-	-	-	-	-	-	-	-	1	-	-
2A	Lever — Throttle, Loose . . . . .	12-A38	-	-	1	-	-	-	-	-	-	-	-	1	-	-	-
3	Shaft, Stop & Lever Assy — Throttle . . . . .	13-780	1	1	-	-	-	-	-	-	-	-	-	-	1	-	-
3A	Shaft, Stop & Lever Assy — Throttle . . . . .	13-820	-	-	-	-	1	1	-	-	-	-	-	-	-	-	-
3	Shaft, Stop & Lever Assy — Throttle . . . . .	13-822	-	-	1	-	-	-	-	-	-	-	-	1	-	-	-
3B	Shaft, Stop & Collar Assy — Throttle . . . . .	13-818	-	-	-	1	-	-	-	-	1	1	1	-	-	1	1
3B	Shaft, Stop & Collar Assy — Throttle . . . . .	13-819	-	-	-	-	-	1	1	-	-	-	-	-	-	-	-
4	Valve — Throttle (22°) . . . . .	14-163	-	-	-	-	-	-	1	1	-	-	-	-	-	-	-
	(20°) . . . . .	14-169	1	1	1	1	1	1	-	-	1	-	1	1	1	1	1
	(15°) . . . . .	14-175	-	-	-	-	-	-	-	-	1	-	-	-	-	-	-
5	Screw — Throttle Stop (No. 8-32 x 3/4) . . . . .	15-42	1	1	1	1	1	1	1	1	1	1	1	1	1	1	1
6	Screw — Idle Drilling (Headless, 5/16-24) . . . . .	15-274	-	-	-	-	-	-	1	1	-	-	-	-	-	-	-
7	Screw — Choke Swivel (No. 8-32 x 5/16) . . . . .	15-285	-	-	-	1	1	1	1	1	1	1	1	-	-	1	1
8	Screw — Drive, Numbering plate (No. 2 x 1/4) . . . . .	15-343	-	-	-	-	-	-	1	1	-	-	-	-	-	-	-
9	Screw — Drill Plug, Nozzle Hole (No. 8-32) . . . . .	15-409	1	1	1	-	1	1	-	-	1	1	1	1	-	1	1
10	Screw — Governor Lever Clamp (No. 12-24 x 5/8) . . . . .	15-443	-	-	-	-	-	-	-	1	-	-	-	-	-	-	-
	Screw & Lock Washer — Governor Lever Clamp (No. 12-24 x 5/8) . . . . .	15-A297	1	1	1	1	-	-	1	-	1	1	1	1	1	1	1
11	Screw & Lock Washer — Choke Valve (No. 6-32 x 1/4) . . . . .	15-483	-	-	-	-	-	-	2	2	-	-	-	-	-	-	-
	(No. 4-40 x 1/4) . . . . .	15-A91	2	2	2	2	2	2	-	-	2	2	2	2	2	2	2
12	Screw & Lock Washer — Throttle Valve (No. 6-32 x 1/4) . . . . .	15-483	-	-	-	-	-	-	2	2	-	-	-	-	-	-	-
	(No. 4-40 x 1/4) . . . . .	15-A91	2	2	2	2	2	2	-	-	2	2	2	2	2	2	2
13	Screw & Lock Washer — Throttle Body to Bowl (No. 12-24 x 5/8) . . . . .	15-A82	4	4	4	4	4	4	-	-	4	4	4	4	4	4	4
	(No. 12-24 x 3/4) . . . . .	15-A85	-	-	-	-	-	-	4	4	-	-	-	-	-	-	-
14	Screw & Lock Washer — Choke Bracket to Body (No. 8-32 x 3/8) . . . . .	15-A93	-	-	-	1	1	1	1	1	1	1	1	-	-	1	1
15	Screw & Lock Washer — Choke Bracket (No. 8-32 x 5/16) . . . . .	15-A99	-	-	-	1	1	1	1	1	1	1	1	-	-	1	1
16	Screw — Clevis Clamp (Hex. Hd. No. 10-24 x 5/8) . . . . .	15-A297	1	1	1	-	-	-	-	-	-	-	-	1	1	-	-
17	Gasket — Float Valve Seat . . . . .	16-4	1	1	1	1	1	1	1	1	1	1	1	1	1	1	1
18	Gasket — Throttle Body to Bowl . . . . .	16-80	1	1	1	1	1	1	-	-	1	1	1	1	1	1	1
		16-A12	-	-	-	-	-	-	1	1	-	-	-	-	-	-	-
19	Gasket — Main Nozzle . . . . .	16-449	1	1	1	1	1	1	-	-	1	1	1	1	1	1	1
		16-492	-	-	-	-	-	-	1	1	-	-	-	-	-	-	-
20	Gasket — Power Adjusting Needle . . . . .	16-491	-	-	-	-	-	-	-	-	-	-	-	1	-	1	-
21	Spring — Choke Return . . . . .	24-153	-	-	-	-	1	1	-	-	-	-	-	-	-	-	-
		24-213	-	-	-	-	-	-	1	1	-	-	-	-	-	-	-
		24-218	1	1	1	-	-	-	-	-	-	-	-	-	1	1	-
		24-247	-	-	-	1	-	-	-	-	1	1	1	-	-	1	1
22	Spring — Throttle Stop Screw . . . . .	24-262	1	1	1	1	1	1	1	1	1	1	1	1	1	1	1
23	Spring — Governor Lever Tension . . . . .	24-281	1	1	1	1	-	-	-	-	1	1	1	1	1	1	1
		24-A37	-	-	-	-	-	-	1	1	-	-	-	-	-	-	-
24	Spring — Choke Valve Flapper . . . . .	24-292	-	-	-	-	-	-	1	1	-	-	-	-	-	-	-
		24-425	1	1	1	1	1	1	-	-	1	1	1	1	1	1	1
25	Spring — Idle Needle . . . . .	24-340	1	1	1	1	1	1	1	1	1	1	1	1	1	1	1
26	Spring — Power Adjusting Needle . . . . .	24-A1	-	-	-	-	-	-	-	-	-	-	-	1	-	1	-
27	Shaft & Lever Assy — Choke . . . . .	26-610	-	-	-	-	-	-	-	1	-	-	-	-	-	-	-
27A	Shaft & Lever Assy — Choke . . . . .	26-635	1	1	1	-	-	-	-	-	-	-	-	1	1	-	-

**CONTINENTAL — INDUSTRIAL**

TSX-39 to TSX-103

<b>CONTINENTAL</b>			TSX-39	TSX-54	TSX-69	TSX-76	TSX-79	TSX-80	TSX-81	TSX-82	TSX-94	TSX-95 & 95A	TSX-96	TSX-98	TSX-101	TSX-102	TSX-103
Ref. No.	Part Name	Part No.															
27	Shaft & Lever Assy — Choke	26-659	-	-	-	1	-	-	-	-	-	-	-	-	-	-	-
27B	Shaft & Lever Assy — Choke	26-662	-	-	-	-	1	1	-	-	-	-	-	-	-	-	-
27C	Shaft & Lever Assy — Choke	26-728	-	-	-	-	-	-	1	-	-	-	-	-	-	-	-
27D	Shaft & Lever Assy — Choke	26-729	-	-	-	-	-	-	-	-	1	1	1	-	-	1	1
28	Valve Assy — Choke	27-539	1	1	1	1	1	1	-	-	1	1	1	1	1	1	1
		27-548	-	-	-	-	-	-	1	1	-	-	-	-	-	-	-
29	Swivel — Choke Lever	28-49	-	-	-	1	1	1	1	1	1	1	1	-	-	1	1
30	Clip — Choke Bracket	29-81	-	-	-	1	1	1	1	1	1	1	1	-	-	1	1
31	Bracket — Choke	29-86	-	-	-	-	1	1	-	-	-	-	-	-	-	-	-
		29-95	-	-	-	-	-	-	1	1	-	-	-	-	-	-	-
		29-104	-	-	-	1	-	-	-	-	1	1	1	-	-	1	1
32	Bracket Assy — Choke	29-520	-	-	-	-	1	1	-	-	-	-	-	-	-	-	-
		29-521	-	-	-	-	-	-	1	1	-	-	-	-	-	-	-
		29-528	-	-	-	1	-	-	-	-	1	1	1	-	-	1	1
33	Float & Lever Assy	30-600	1	1	1	1	1	1	-	-	1	1	1	1	1	1	1
		30-621	-	-	-	-	-	-	1	1	-	-	-	-	-	-	-
34	Shaft — Float Lever	32-16	-	-	-	-	-	-	1	1	-	-	-	-	-	-	-
		32-27	1	1	1	1	1	1	-	-	1	1	1	1	1	1	1
35	Needle — Idle Adjusting	43-33	1	1	1	1	1	1	-	-	1	1	1	1	1	1	1
		43-58	-	-	-	-	-	-	1	1	-	-	-	-	-	-	-
36	Needle Assy — Power Adjusting (complete)	43-619	-	-	-	-	-	-	-	-	-	-	-	1	-	1	-
37	Needle Assy — Power Adjusting	43-627	-	-	-	-	-	-	-	-	-	-	-	1	-	1	-
38	Packing — Throttle Shaft	44-35	-	-	-	-	-	-	1	1	-	-	-	-	-	-	-
		44-38	-	-	-	1	-	-	-	-	-	-	-	-	1	-	-
		44-63	1	1	1	-	1	1	-	-	1	1	1	1	-	1	1
39	Packing — Choke Shaft	44-38	-	-	-	-	-	-	1	1	-	-	-	-	-	-	-
		44-39	1	1	1	1	1	1	-	-	1	1	1	1	1	1	1
40	Venturi (19/32" Diameter Throat)	46-424	-	-	-	-	-	-	-	-	-	1	-	-	-	-	-
40A	Venturi (25/32" Diameter Throat)	46-457	-	-	-	-	-	-	-	-	-	-	-	-	-	-	1
40A	Venturi (11/16" Diameter Throat)	46-467	-	-	1	1	1	1	-	-	1	-	-	1	-	-	-
40A	Venturi (21/32" Diameter Throat)	46-473	1	1	-	-	-	-	-	-	-	1	-	-	-	-	-
40A	Venturi (23/32" Diameter Throat)	46-476	-	-	-	-	-	-	-	-	-	-	1	-	1	-	-
40A	Venturi (1-1/16" Diameter Throat)	46-490	-	-	-	-	-	-	1	-	-	-	-	-	-	-	-
40A	Venturi (15/16" Diameter Throat)	46-495	-	-	-	-	-	-	-	1	-	-	-	-	-	-	-
41	Nozzle — Main	47-199	-	-	-	-	-	-	-	1	-	-	-	-	-	-	-
		47-218	-	-	-	-	-	-	1	-	-	-	-	-	-	-	-
		47-589	1	1	1	1	1	-	-	-	-	1	-	-	-	-	1
		47-609	-	-	-	-	-	-	-	-	-	-	1	-	1	-	-
		47-612	-	-	-	-	-	1	-	-	1	-	-	1	-	-	-
		47-633	-	-	-	-	-	-	-	-	-	1	-	-	-	-	-
42	Jet — Idle	49-101-L	1	1	1	1	1	-	-	-	-	1	1	-	1	1	1
		49-165	-	-	-	-	-	-	1	1	-	1	-	-	-	-	-
		49-203	-	-	-	-	-	1	-	-	1	-	-	1	-	-	-
43	Jet — Economizer	49-145	-	1	1	1	1	-	-	-	-	-	-	-	-	-	-
		49-161	-	-	-	-	-	-	-	-	-	-	1	-	1	-	-
		49-163	-	-	-	-	-	1	-	-	1	-	-	-	1	-	1
		49-180	1	-	-	-	-	-	1	-	-	-	-	-	1	-	1
		49-193	-	-	-	-	-	-	-	-	-	1	-	-	-	-	-
		49-226	-	-	-	-	-	-	-	1	-	-	-	-	-	-	-
44	Jet — Power	49-158	-	-	-	1	-	-	-	-	-	-	-	-	-	-	-
		49-164	-	-	-	-	-	1	-	-	-	-	-	-	-	-	-
		49-171	-	1	-	-	-	-	-	-	-	-	-	-	-	-	-
		49-173	-	-	1	-	-	-	-	-	-	-	-	-	-	-	-
		49-176	-	-	-	1	-	-	-	-	-	-	-	-	-	-	-

CONTINENTAL			TSX-39	TSX-54	TSX-69	TSX-76	TSX-79	TSX-80	TSX-81	TSX-82	TSX-94	TSX-95&95A	TSX-96	TSX-98	TSX-101	TSX-102	TSX-103
Ref. No.	Part Name	Part No.															
	Jet — Power (Cont.)	49-178	—	—	—	—	—	—	—	—	—	—	1	—	—	—	—
		49-192	—	—	—	—	—	1	—	—	—	—	—	—	—	—	—
		49-205	—	—	—	—	—	—	—	—	—	—	—	—	—	—	—
		49-206	—	—	—	—	—	—	—	—	—	—	—	—	—	—	1
		49-214	1	—	—	—	—	—	—	—	—	—	—	—	—	—	—
		49-216	—	—	—	—	—	—	—	—	—	—	—	1	—	—	—
		49-227	—	—	—	—	—	—	—	1	—	—	—	—	—	—	—
		49-244	—	—	—	—	—	—	—	—	—	1	—	—	—	—	—
45	Cup — Throttle Shaft	55-214	—	—	—	—	—	1	1	—	—	—	—	—	—	—	—
		55-230	1	1	1	1	—	—	—	—	1	1	1	1	1	1	1
46	Retainer — Throttle Shaft Packing	55-216	—	—	—	—	—	—	1	1	—	—	—	—	—	—	—
		55-231	1	1	1	1	1	—	—	—	1	1	1	1	1	1	1
47	Retainer — Choke Shaft Packing	55-243	1	1	1	1	1	—	—	—	1	1	1	1	1	1	1
48	Bushing — Governor Lever	60-257	1	1	1	1	—	—	—	—	1	1	1	1	1	1	1
		60-370	—	—	—	—	—	—	1	1	—	—	—	—	—	—	—
49	Bushing — Throttle Shaft	60-260	—	—	—	—	—	2	2	—	—	—	—	—	—	—	—
50	Pin — Throttle Stop	62-167	1	1	1	1	1	1	1	1	1	1	1	1	1	1	1
51	Pin — Choke Stop	62-167	1	1	1	—	—	—	—	—	—	—	—	1	1	—	—
52	Plate — Numbering	(Specify TSX Number)	1	1	1	1	1	1	1	1	1	1	1	1	1	1	1
53	Fitting & Strainer Assy — Fuel Inlet	67-526	1	1	1	—	—	—	—	—	—	—	—	1	1	—	—
54	Elbow — Street, Bowl Drain (1/8 NPT)	69-1	—	—	—	—	—	—	—	—	—	—	—	1	—	1	—
55	Sleeve — Compression, Fuel Fitting	70-2	1	1	1	—	—	—	—	—	—	—	—	1	1	—	—
56	Washer — Flat, Power Adjusting Needle	78-299	—	—	—	—	—	—	—	—	—	—	—	1	—	1	—
57	Washer — Clevis Clamp Screw	78-A4	1	1	1	—	—	—	—	—	—	—	—	1	1	—	—
58	Plug — Idle Drilling	80-171	1	1	1	1	1	1	—	—	1	1	1	1	1	1	1
59	Nut — Clevis Clamp (No. 10-24)	81-1	1	1	1	—	—	—	—	—	—	—	—	1	1	—	—
60	Nut — Fuel Inlet Fitting	81-11	1	1	1	—	—	—	—	—	—	—	—	1	1	—	—
61	Pin — Cotter (Governor Tension Spring)	82-1	—	—	—	—	—	—	1	1	—	—	—	—	—	—	—
		82-14	1	1	1	1	—	—	—	—	1	1	1	1	1	1	1
62	Cotter — Hairpin (Choke Swivel)	82-16	—	—	—	1	1	1	1	1	1	1	1	—	—	1	1
63	Cock — Drain	87-3A	—	—	—	—	—	—	—	—	—	—	—	1	—	1	—
64	Strainer — Fuel Drain	*95-40	1	1	1	1	1	1	1	1	1	1	1	1	1	1	1
65	Strainer — Fuel Drain	*95-78	1	1	1	1	1	1	1	1	1	1	1	1	1	1	1
66	Plug — Bowl Drain	99-7	1	1	1	1	1	1	1	1	1	1	1	—	1	—	1
67	Clevis Assy	121-504	1	1	1	—	—	—	—	—	—	—	—	1	1	—	—
68	Lever Assy — Governor	155-565	1	1	1	1	—	—	—	—	1	1	1	1	1	1	1
		155-566	—	—	—	—	—	—	—	1	—	—	—	—	—	—	—
		155-587	—	—	—	—	—	—	1	—	—	—	—	—	—	—	—
69	Plug — Expansion, Bowl Drain	*179-35	1	1	1	1	1	1	1	1	1	1	1	1	1	1	1
70	Ball — Numbering Plate	206-36	1	1	1	1	1	—	—	—	1	1	1	1	1	1	1
71	Throttle Body & Shaft Assy	(See Basic Subassembly)	1	1	1	1	1	1	1	1	1	1	1	1	1	1	1
72	Valve & Seat Assy — Float	233-536	1	1	1	1	1	1	—	—	1	1	1	1	1	1	1
		233-543	—	—	—	—	—	—	1	1	—	—	—	—	—	—	—

\* Production previous to July, 1947 used part number 95-40 with part number 179-35. These parts are not replaced with part number 95-78 but are still supplied for service.

**CONTINENTAL — INDUSTRIAL**

TSX-104 to TSX-176


**CONTINENTAL — INDUSTRIAL CARBURETERS**

ISSUED APRIL 1957

Year	Model Application	Engine	Carbureter Number	Superseded By	Customer Part No.	◆Repair Kit No.	§Gasket Kit No.	Float Valve & Seat Assy
....	A-244 .....	Cont. A-244	TSX-104	.....	A244F-217	286-709	16-594	233-543
....	F226-201, 215, 226, 251, 330, 335, 344, 345, 368, 379, 404, 427, 439, 445, 450 General Industrial .....	Cont. F-226	TSX-105	.....	F226F-201	286-660	16-594	233-543
....	F209-260, 261P, 262, 266, 276, 280, 283, 287, 288, F186-247, 257, 258, 261, 262, 263, 265P, 266, 267, 268, 269 General Industrial .....	Cont. F-209	TSX-106	.....	F209F-213	286-710	16-594	233-543
1941	F140-290, 295, 299, 300 General Industrial .....	Cont. Y69	TSX-113	.....	F140F-275	286-656	16-592	233-536
1942	Y69-213, 299, 313, 320 Special Industrial .....	Cont. Y-69	TSX-132 & 132A	.....	Y69F-404	286-638	16-613	233-536
1943	F124 Power Unit .....	Cont. F-124	TSX-133	.....	F124F-215	286-663	16-613	233-536
....	F124 Power Unit .....	Cont. F-124	TSX-134	.....	F124F-407	286-657	16-613	233-536
1943	Y69 Power Unit .....	Cont. Y-69	TSX-136	.....	Y69F-252	286-688	16-613	233-536
1943	F186 Industrial .....	Cont. F-186	TSX-140	.....	F186F-401	286-659	16-613	233-536
1943	F162 Power Unit .....	Cont. F-162	TSX-141	.....	F162F-249	286-639	16-613	233-536
1943	F140-225, 280, 281, 291, 293, 294, 301, 302, 303, 304, 305, 306, 307, 308, 309 General Industrial .....	Cont. F-140	TSX-142	TSX-330	F140F-404	286-644	16-613	233-536
1943	Y112 .....	Cont. Y-112	TSX-144	.....	F140F-404	286-658	16-613	233-536
1943	F124-200, 285, 286, 288, 291, 292, 293, 294 General Industrial .....	Cont. F-124	TSX-151	.....	F124F-217	286-669	16-613	233-536
....	Lincoln Electric 200 amp Welder, SA-200 .....	Cont. F-162	TSX-161	.....	F124F-218	16-613	16-613	233-536
....	Industrial & Light Plant.....	Cont. F-226	TSX-173	TSX-239-1	F162F-255	286-716	16-613	233-536
....	.....	.....	TSX-176	.....	F266F-322	286-678	16-594	233-543


◆ The repair kit includes a gasket kit and items indicated by bold numerals in the quantity column.  
§ The flange gasket can be supplied separately. Specify the carbureter number when ordering.

**BASIC SUBASSEMBLIES**



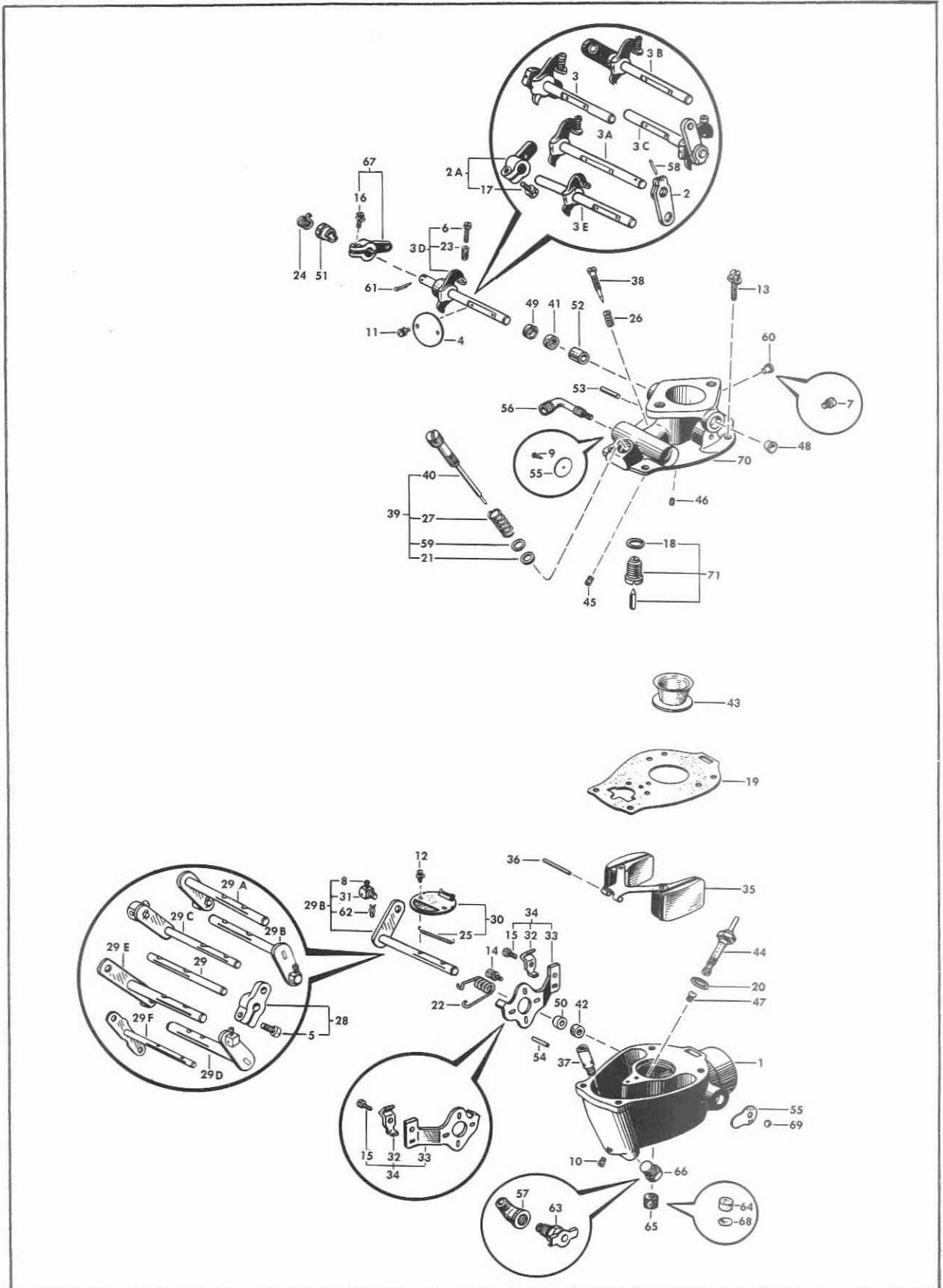
**CARBURETER BODY ASSY**

Carbureter Number	Marvel-Schebler Part Number
TSX-104	10-2409
TSX-105	10-2409
TSX-106	10-2409
TSX-113	10-2415
TSX-119	10-2469
TSX-132 & 132A	10-2564
TSX-133	10-2578
TSX-134	10-2572
TSX-136	10-2730
TSX-140	10-2616
TSX-141	10-2596
TSX-142	10-2606
TSX-144	10-2614
TSX-151	10-2667
TSX-161	10-2687
TSX-173	10-2804
TSX-176	10-2409



**THROTTLE BODY & SHAFT ASSY**

Carbureter Number	Marvel-Schebler Part Number
TSX-104	227-810
TSX-105	227-812
TSX-106	227-901
TSX-113	227-814
TSX-119	227-840
TSX-132 & 132A	227-874
TSX-113	227-881
TSX-134	227-877
TSX-136	227-954
TSX-140	227-895
TSX-141	227-885
TSX-142	227-753
TSX-144	227-893
TSX-151	227-913
TSX-161	227-932
TSX-173	227-1004
TSX-176	227-943



Marvel-Schebler Products Division, Borg-Warner Corporation, Decatur, Illinois, U. S. A.

**CONTINENTAL — INDUSTRIAL**

TSX-104 to TSX-176

<b>CONTINENTAL</b>			TSX-104	TSX-105	TSX-106	TSX-113	TSX-119	TSX-132 & 132A	TSX-133	TSX-134	TSX-136	TSX-140	TSX-141	TSX-142	TSX-144	TSX-151	TSX-161	TSX-173	TSX-176
Ref. No.	Part Name	Marvel-Schebler Part No.																	
1	Body Assy — Carbureter . . . (See Basic Subassembly)		1	1	1	1	1	1	1	1	1	1	1	1	1	1	1	1	1
2	Lever Assy — Throttle . . . . .	12-311	-	-	-	1	-	-	-	-	-	-	-	-	-	-	-	-	-
2A	Lever Assy — Throttle . . . . .	12-828	-	-	-	-	-	-	-	-	-	1	-	-	-	-	-	-	-
3	Throttle Shaft, Stop, & Lever Assy . . . . .	13-816	-	-	-	-	-	-	-	1	-	-	-	-	-	-	-	-	-
3A	Throttle Shaft, Stop, & Lever Assy . . . . .	13-820	-	-	-	1	-	-	-	-	-	-	-	-	-	-	-	-	-
3B	Throttle Shaft, Stop, & Lever Assy . . . . .	13-871	-	-	-	-	-	-	-	-	-	-	-	1	-	-	-	-	-
3C	Throttle Shaft, Stop, & Lever Assy . . . . .	13-885	-	-	-	-	-	-	-	-	-	-	-	-	-	-	1	-	-
3D	Throttle Shaft, Stop, & Collar Assy . . . . .	13-818	-	-	-	-	1	1	1	-	1	-	1	1	-	1	-	1	-
		13-819	1	1	1	-	-	-	-	-	-	-	-	-	-	-	-	-	1
3E	Throttle Shaft & Stop Assy . . . . .	13-872	-	-	-	-	-	-	-	-	-	1	-	-	-	-	-	-	-
4	Valve — Throttle (22°) . . . . .	14-163	1	1	1	-	-	-	-	-	-	-	-	-	-	-	-	-	1
	(20°) . . . . .	14-169	-	-	-	1	1	-	1	1	-	-	1	1	1	1	1	1	-
	(15°) . . . . .	14-175	-	-	-	-	-	1	-	-	1	1	-	-	-	-	-	-	-
5	Screw — Clamp, Choke Lever (No. 10-24 x 5/8) . . . . .	15-A86	-	-	-	-	-	1	-	-	-	-	-	-	-	-	-	-	-
6	Screw — Throttle Stop (No. 8-32 x 3/4) . . . . .	15-42	1	1	1	1	1	1	1	1	1	1	1	1	1	1	1	1	1
7	Screw — Idle Drilling (Headless, 1/4-28) . . . . .	15-223	-	-	-	-	-	-	-	-	-	-	-	-	1	-	-	-	-
	(Headless, 5/16-24) . . . . .	15-274	1	1	1	-	-	-	-	-	-	-	-	-	-	-	-	-	1
8	Screw — Choke Swivel (No. 8-32 x 5/16) . . . . .	15-285	1	1	1	1	1	-	1	1	1	1	1	1	1	1	1	1	1
9	Screw — Drive, Numbering Plate (No. 2 x 1/4) . . . . .	15-343	1	1	1	-	-	-	-	-	-	-	-	-	-	-	-	-	1
10	Screw — Drill Plug, Nozzle Hole (No. 8-32) . . . . .	15-409	-	-	-	1	1	1	-	1	1	1	1	-	-	1	1	1	-
11	Screw & Lock Washer — Throttle Valve (No. 6-32 x 1/4) . . . . .	15-483	2	2	2	-	-	-	-	-	-	-	-	-	-	-	-	-	2
	(No. 4-40 x 1/4) . . . . .	15-A91	-	-	-	2	2	2	2	2	2	2	2	2	2	2	2	2	-
12	Screw & Lock Washer — Choke Valve (No. 6-32 x 1/4) . . . . .	15-483	2	2	2	-	-	-	-	-	-	-	-	-	-	-	-	-	2
	(No. 4-40 x 1/4) . . . . .	15-A91	-	-	-	2	2	2	2	2	2	2	2	2	2	2	2	2	-
13	Screw & Lock Washer — Throttle Body to Bowl (No. 12-24 x 5/8) . . . . .	15-A82	-	-	-	4	4	4	4	4	4	4	4	4	4	4	4	4	-
	(No. 12-24 x 3/4) . . . . .	15-A85	4	4	4	-	-	-	-	-	-	-	-	-	-	-	-	-	4
14	Screw & Lock Washer — Choke Bracket to Body (No. 8-32 x 3/8) . . . . .	15-A93	2	2	2	1	1	-	1	1	1	1	1	1	1	1	1	1	2
15	Screw & Lock Washer — Choke Bracket (No. 8-32 x 5/16) . . . . .	15-A99	1	1	1	1	1	-	1	1	1	1	1	1	1	1	1	1	1
16	Screw & Lock Washer — Governor Lever Clamp (Hex. Hd. No. 12-24 x 5/8) . . . . .	15-A296	1	1	1	-	1	1	-	1	-	1	1	-	1	-	1	1	1
17	Screw & Lock Washer — Throttle Lever . . . . .	15-A296	-	-	-	-	-	-	-	-	-	1	-	-	-	-	-	-	-
18	Gasket — Float Valve Seat . . . . .	16-4	1	1	1	1	1	1	1	1	1	1	1	1	1	1	1	1	1
19	Gasket — Throttle Body to Bowl . . . . .	16-80	-	-	-	1	1	1	1	1	1	1	1	1	1	1	1	1	-
		16-A12	1	1	1	-	-	-	-	-	-	-	-	-	-	-	-	-	1
20	Gasket — Main Nozzle . . . . .	16-449	-	-	-	1	1	1	1	1	1	1	1	1	1	1	1	1	-
		16-492	1	1	1	-	-	-	-	-	-	-	-	-	-	-	-	-	1
21	Gasket — Power Adjusting Needle . . . . .	16-491	-	-	-	-	1	-	-	-	-	-	-	-	-	-	-	-	1
22	Spring — Choke Return . . . . .	24-153	-	-	-	1	-	-	-	-	-	1	-	-	-	-	1	-	-
		24-213	1	1	1	-	-	-	-	-	-	-	-	-	-	-	-	-	1
		24-247	-	-	-	-	1	-	1	1	-	1	1	1	1	-	1	-	-
23	Spring — Throttle Stop Screw . . . . .	24-262	1	1	1	1	1	1	1	1	1	1	1	1	1	1	1	1	1
24	Spring — Governor Lever Tension . . . . .	24-281	-	-	-	-	1	1	1	-	1	-	1	1	-	1	-	1	-
		24-A37	1	1	1	-	-	-	-	-	-	-	-	-	-	-	-	-	1
25	Spring — Choke Valve Flapper . . . . .	24-292	1	1	1	-	-	-	-	-	-	-	-	-	-	-	-	-	1
		24-425	-	-	-	1	1	1	1	1	1	1	1	1	1	1	1	1	-

† For altitude adjustment for TSX-176.



CONTINENTAL			TSX-104	TSX-105	TSX-106	TSX-113	TSX-119	TSX-132 & 132A	TSX-133	TSX-134	TSX-136	TSX-140	TSX-141	TSX-142	TSX-144	TSX-151	TSX-161	TSX-173	TSX-176
Ref. No.	Part Name	Marvel-Schebler Part No.																	
26	Spring — Idle Needle	24-340	1	1	1	1	1	1	1	1	1	1	1	1	1	1	1	1	1
27	Spring — Power Adjusting Needle	†24-A1	-	-	-	-	1	-	-	-	-	-	-	-	-	-	-	-	1
28	Lever Assy — Choke	25-638	-	-	-	-	-	1	-	-	-	-	-	-	-	-	-	-	-
29	Shaft — Choke	26-271	-	-	-	-	-	1	-	-	-	-	-	-	-	-	-	-	-
29A	Shaft & Lever Assy — Choke	26-610	1	-	-	-	-	-	-	-	-	-	-	-	-	-	-	-	1
29B	Shaft & Lever Assy — Choke	26-627	-	-	-	-	-	-	-	-	-	-	-	-	-	-	-	1	-
29A	Shaft & Lever Assy — Choke	26-659	-	-	-	-	-	1	-	1	-	1	-	1	-	-	-	1	-
29C	Shaft & Lever Assy — Choke	26-660	-	-	-	-	-	-	1	-	-	-	-	-	-	-	-	-	-
29D	Shaft & Lever Assy — Choke	26-662	-	-	-	1	-	-	-	-	-	1	-	-	-	-	-	-	-
29E	Shaft & Lever Assy — Choke	26-728	-	1	1	-	-	-	-	-	-	-	-	-	-	-	-	-	-
29F	Shaft & Lever Assy — Choke	26-729	-	-	-	-	1	-	-	-	-	-	-	1	-	1	-	-	-
30	Valve Assy — Choke	27-539	-	-	-	1	1	1	1	1	1	1	1	1	1	1	1	1	-
		27-548	1	1	1	-	-	-	-	-	-	-	-	-	-	-	-	-	1
31	Swivel — Choke Lever	28-49	1	1	1	1	1	-	1	1	1	1	1	1	1	1	1	1	1
32	Clip — Choke Bracket	29-81	1	1	1	1	1	-	1	1	1	1	1	1	1	1	1	1	1
33	Bracket — Choke	29-86	-	-	-	1	-	-	-	-	-	1	-	-	-	-	-	1	-
		29-95	1	1	1	-	-	-	-	-	-	-	-	-	-	-	-	-	1
		29-104	-	-	-	-	1	-	1	1	1	-	1	1	1	1	-	-	-
34	Bracket Assy — Choke	29-520	-	-	-	1	-	-	-	-	-	1	-	-	-	-	-	1	-
		29-521	1	1	1	-	-	-	-	-	-	-	-	-	-	-	-	-	1
		29-528	-	-	-	-	1	-	1	1	1	-	1	1	1	1	-	1	-
35	Float & Lever Assy	30-600	-	-	-	1	1	1	1	1	1	1	1	1	1	1	1	1	-
		30-621	1	1	1	-	-	-	-	-	-	-	-	-	-	-	-	-	1
36	Shaft — Float Lever	32-16	1	1	1	-	-	-	-	-	-	-	-	-	-	-	-	-	1
		32-27	-	-	-	1	1	1	1	1	1	1	1	1	1	1	1	1	-
37	Seat — Power Adjusting Needle	36-297	-	1	-	-	-	-	-	-	-	-	-	-	-	-	-	-	1
38	Needle — Idle Adjusting	43-33	-	-	-	1	1	1	1	1	1	1	1	1	1	1	1	1	-
		43-58	1	1	1	-	-	-	-	-	-	-	-	-	-	-	-	-	1
39	Needle Assy — Power Adjusting (complete)	43-619	-	-	-	-	1	-	-	-	-	-	-	-	-	-	-	-	-
		†43-620	-	-	-	-	-	-	-	-	-	-	-	-	-	-	-	-	1
40	Needle Assy — Power Adjusting	43-627	-	-	-	-	1	-	-	-	-	-	-	-	-	-	-	-	-
		†43-631	-	-	-	-	-	-	-	-	-	-	-	-	-	-	-	-	1
41	Packing — Throttle Shaft	44-35	1	1	1	-	-	-	-	-	-	-	-	-	-	-	-	-	1
		44-38	-	-	-	-	-	-	1	-	-	-	-	-	1	-	-	-	-
		44-63	-	-	-	2	1	1	-	1	1	1	1	1	-	1	-	1	-
42	Packing — Choke Shaft	44-38	1	1	1	-	-	-	-	-	-	-	-	-	-	-	-	-	1
		44-39	-	-	-	1	1	-	1	1	1	1	1	1	1	1	1	1	-
43	Venturi (19/32" Diameter Throat)	46-424	-	-	-	1	-	1	-	-	1	-	-	-	-	-	-	-	-
	(29/32" Diameter Throat)	46-438	1	1	-	-	-	-	-	-	-	-	-	-	-	-	-	-	1
	(25/32" Diameter Throat)	46-457	-	-	-	-	-	-	-	-	-	1	1	-	-	-	-	-	-
	(11/16" Diameter Throat)	46-467	-	-	-	-	-	-	1	-	-	-	-	-	1	1	-	-	-
	(21/32" Diameter Throat)	46-473	-	-	-	-	1	-	-	1	-	-	-	-	-	-	-	-	-
	(23/32" Diameter Throat)	46-476	-	-	-	-	-	-	-	-	-	-	-	1	-	-	-	-	-
	(27/32" Diameter Throat)	46-A9	-	-	1	-	-	-	-	-	-	-	-	-	-	-	-	-	-
44	Nozzle — Main	47-199	1	1	1	-	-	-	-	-	-	-	-	-	-	-	-	-	1
		47-589	-	-	-	1	1	-	1	1	-	-	1	1	-	1	1	-	-
		47-608	-	-	-	-	-	-	-	-	-	1	-	-	-	-	-	-	-
		47-612	-	-	-	-	-	-	-	-	-	-	-	1	-	-	-	-	-
		47-633	-	-	-	-	-	1	-	-	1	-	-	-	-	-	-	-	-
		47-648	-	-	-	-	-	-	-	-	-	-	-	-	-	-	-	-	1
45	Jet — Idle	49-101-L	-	-	-	1	1	-	1	1	1	-	1	1	-	1	1	1	-
		49-165	1	1	1	-	-	1	-	-	-	1	-	-	-	-	-	-	1
		49-203	-	-	-	-	-	-	-	-	-	-	-	-	1	-	-	-	-

† For altitude adjustment for TSX-176.

# CONTINENTAL — INDUSTRIAL

TSX-104 to TSX-176

CONTINENTAL			TSX-104	TSX-105	TSX-106	TSX-113	TSX-119	TSX-132 & 132A	TSX-133	TSX-134	TSX-136	TSX-140	TSX-141	TSX-142	TSX-144	TSX-151	TSX-161	TSX-173	TSX-176	
Ref. No.	Part Name	Marvel-Schebler Part No.																		
46	Jet — Economizer	49-145	—	—	—	1	1	—	1	—	—	—	—	1	—	—	—	—	—	
		49-154	—	1	—	—	—	—	—	—	—	1	—	—	—	—	—	—	—	1
		49-163	—	—	—	—	—	—	—	—	—	—	—	1	—	1	1	1	1	—
		49-193	1	—	—	—	—	—	—	1	—	—	—	—	—	—	—	—	—	—
		49-226	—	—	1	—	—	—	—	—	—	—	—	—	—	—	—	—	—	—
47	Jet — Power	49-153	—	—	—	1	—	—	—	—	—	—	—	—	—	—	—	—	—	
		49-158	—	—	—	—	1	—	—	—	—	—	—	—	—	—	—	—	—	—
		49-162	—	—	—	—	—	—	—	—	—	—	1	—	—	—	—	—	—	—
		49-188	—	—	1	—	—	—	—	—	—	—	—	—	1	—	—	—	—	—
		49-191	—	—	—	—	—	—	—	1	—	—	—	—	—	—	1	1	—	—
		49-192	—	—	—	—	—	—	—	—	1	—	—	—	—	1	—	—	—	—
		49-205	—	1	—	—	—	—	—	—	—	—	—	1	—	—	—	—	—	—
		49-217	1	—	—	—	—	—	—	—	—	—	—	—	—	—	—	—	—	1
		49-244	—	—	—	—	—	—	1	—	—	1	—	—	—	—	—	—	—	—
48	Cup — Throttle Shaft	55-214	1	1	1	—	—	—	—	—	—	—	—	—	—	—	—	—	1	
		55-230	—	—	—	—	1	1	1	1	1	1	1	1	1	1	1	1	1	—
49	Retainer — Throttle Shaft Packing	55-216	1	1	1	—	—	—	—	—	—	—	—	—	—	—	—	—	1	
		55-231	—	—	—	—	1	—	1	1	1	1	1	1	1	1	1	1	1	—
50	Retainer — Choke Shaft Packing	55-231	—	—	—	—	—	1	—	—	—	—	—	—	—	—	—	—	—	
		55-243	—	—	—	1	—	—	1	1	1	1	1	1	1	1	1	1	1	—
51	Bushing — Governor Lever	60-257	—	—	—	—	1	1	1	—	1	—	1	1	—	1	—	1	—	
		60-370	1	1	1	—	—	—	—	—	—	—	—	—	—	—	—	—	—	—
52	Bushing — Throttle Shaft	60-260	2	2	2	—	—	—	—	—	—	—	—	—	—	—	—	—	2	
53	Pin — Throttle Stop	62-167	1	1	1	1	1	1	1	1	1	1	1	1	1	1	1	1	1	
54	Pin — Choke Stop	62-237	—	—	—	—	—	1	—	—	—	—	—	—	—	—	—	—	—	
55	Plate — Numbering	(Specify TSX Number)	1	1	1	1	1	1	1	1	1	1	1	1	1	1	1	1	1	
56	Fitting & Strainer Assy — Fuel Inlet	67-515	—	—	—	—	—	—	—	—	—	—	—	—	—	—	—	—	1	
57	Elbow — Street, Bowl Drain (1/8 NPT)	69-1	—	—	—	—	1	—	—	—	—	—	—	—	—	—	—	—	—	
58	Pin — Grooved	71-35	—	—	—	1	—	—	—	—	—	—	—	—	—	—	—	—	—	
59	Washer — Flat, Power Adjusting Needle	†78-299	—	—	—	—	1	—	—	—	—	—	—	—	—	—	—	—	1	
60	Plug — Idle Drilling	80-171	—	—	—	1	1	1	1	1	1	1	1	1	—	1	1	1	—	
61	Pin — Cotter (Governor Spring Tension)	82-1	1	1	1	—	—	—	—	—	—	—	—	—	—	—	—	—	1	
		82-14	—	—	—	—	1	1	1	—	1	—	1	1	—	1	—	1	—	
62	Cotter — Hairpin (Choke Swivel)	82-16	1	1	1	1	—	1	1	1	1	1	1	1	1	1	1	1	1	
63	Cock — Drain	87-3A	—	—	—	—	1	—	—	—	—	—	—	—	—	—	—	—	—	
64	Strainer — Fuel Drain	*95-40	1	1	1	1	1	1	1	1	1	1	1	1	1	1	1	1	1	
65	Strainer — Fuel Drain	*95-78	1	1	1	1	1	1	1	1	1	1	1	1	1	1	1	1	1	
66	Plug — Bowl Drain	99-7	1	1	1	—	—	1	1	1	1	1	1	1	1	1	1	1	1	
67	Lever Assy — Governor	155-565	—	—	—	—	1	1	—	—	1	—	—	1	—	1	—	1	—	
		155-566	1	1	1	—	—	—	—	—	—	—	—	—	—	—	—	—	—	
		155-582	—	—	—	—	—	—	—	1	—	—	—	—	—	—	—	—	—	
		155-583	—	—	—	—	—	—	—	—	—	—	—	—	—	—	—	—	—	1
68	Plug — Expansion, Bowl Drain	*179-35	1	1	1	1	1	1	1	1	1	1	1	1	1	1	1	1	1	
69	Ball — Numbering Plate	206-36	—	—	—	1	1	1	1	1	1	1	1	1	1	1	1	1	—	
70	Throttle Body & Shaft Assy	(See Basic Subassy)	1	1	1	1	1	1	1	1	1	1	1	1	1	1	1	1	1	
71	Valve & Seat Assy — Float	233-536	—	—	—	1	1	1	1	1	1	1	1	1	1	1	1	1	1	
		233-543	1	1	1	—	—	—	—	—	—	—	—	—	—	—	—	—	—	1

† For altitude adjustment for TSX-176.

\* Production previous to July, 1947 used part number 95-40 with part number 179-35. These parts are not replaced with part number 95-78 but are still supplied for service.



## CONTINENTAL — INDUSTRIAL CARBURETERS

ISSUED APRIL 1957


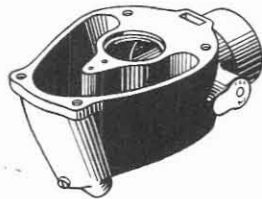
Year	Model Application	Engine	Carbureter Number	Superseded by	Customer Part No.	◆Repair Kit No.	§Gasket Kit No.	Float Valve & Seat Assy
.....	Y69 Power Unit .....	Cont. Y-69	TSX-180	.....	Y69F-264	286-721	16-613	233-536
.....	Y69 Industrial .....	Cont. Y-69	TSX-182	.....	Y69F-259	286-638	16-613	233-536
.....	Lincoln Electric 300 amp Welder, S-7061 .....	Cont. M-330	TSX-185	.....	M330F-237	286-689	16-594	233-543
.....	Massey-Harris (Canada) No. 15 & 17 Reaper Thresher .....	Cont. F-162	TSX-194	.....	F162-381	286-713	16-613	233-536
.....	Y69 Industrial .....	Cont. Y-69	TSX-202	.....	Y69F-409	286-714	16-613	233-536
.....	D. W. Onan WC4 Automatic Choke .....	Cont. Y-69	TSX-211	.....	Y69F-409	286-775	16-597	233-536
.....	Tractor and Carver Pump .....	Cont. M-330	TSX-216	.....	M330F-241	286-733	16-594	233-543
.....	Jaeger 105 cu. ft. Air Compressor .....	Cont. F-226	TSX-238	TSX-303	F226F-417	286-761	16-594	233-543
1943	Lincoln Electric 200 amp Welder, SA-200 .....	Cont. F-162	*TSX-239	TSX-239-1	F162F-327	286-762	16-613	233-536
1943	Lincoln Electric 200 amp Welder, SA-200 .....	Cont. F-162	*TSX-239-1	.....	F162F-273	286-856	16-613	233-536
.....	Y69 .....	Cont. Y-69	TSX-240	.....	Y91F-259	286-763	16-613	233-536
1943	F124-275, 278, 280 General Industrial .....	Cont. F-124	TSX-246	.....	F124F-226	286-766	16-613	233-536
.....	F226-403 General Industrial .....	Cont. F-226	TSX-249	.....	F226F-243	286-767	16-594	233-543
.....	Jaeger 105 cu. ft. Air Compressor .....	Cont. F-226	TSX-257	TSX-303	F226F-418	286-768	16-594	233-543
1945	Jaeger 60 cu. ft. Air Compressor .....	Cont. F-140	TSX-258	.....	F140F-407	286-769	16-613	233-536

◆ The repair kit includes a gasket kit and items indicated by bold numerals in the quantity columns.

§ The flange gasket can be supplied separately. Specify the carbureter number when ordering.

\* All parts for TSX-239 and TSX-239-1 are interchangeable.

## BASIC SUBASSEMBLIES



## CARBURETER BODY ASSY

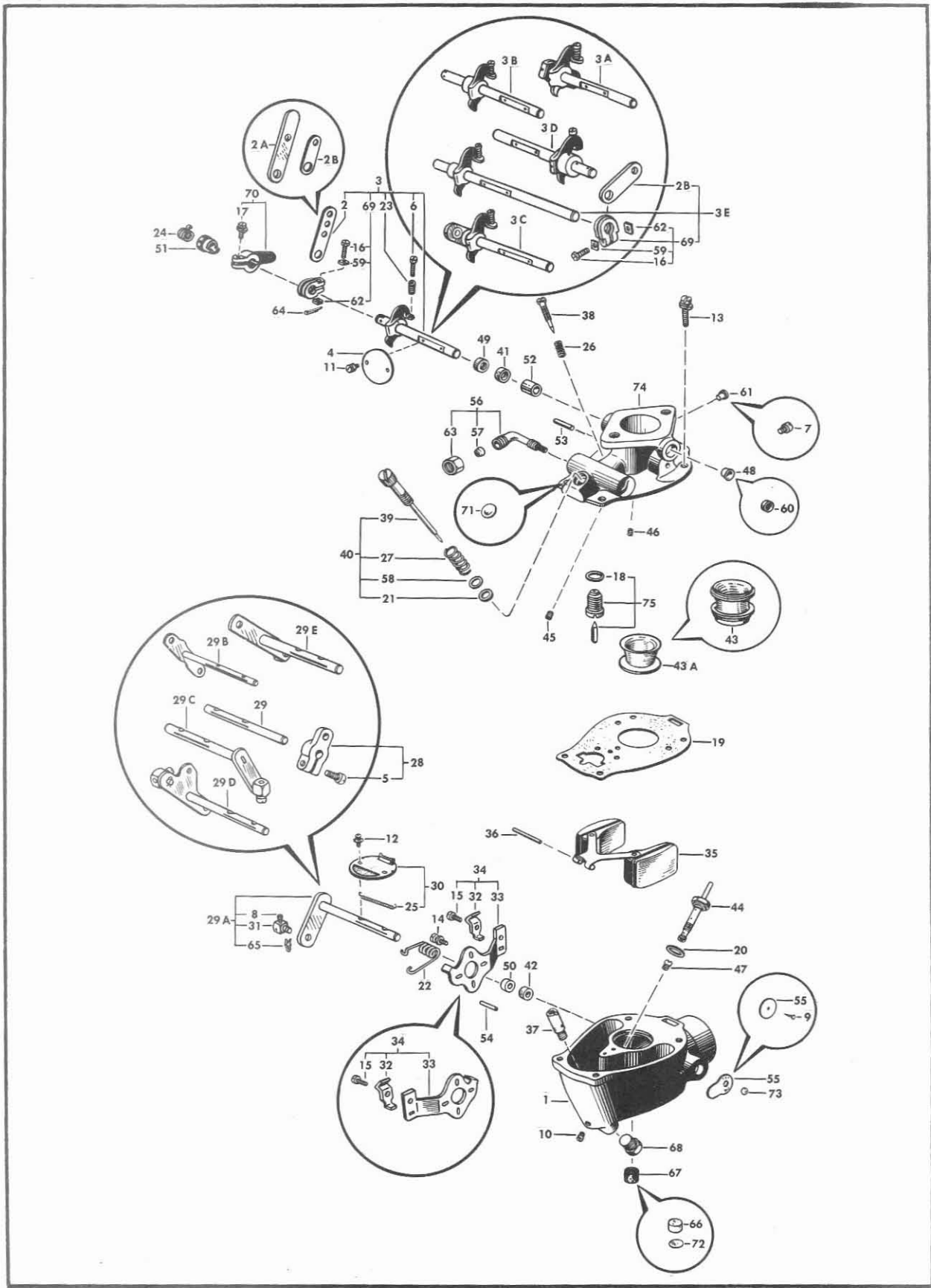
Carbureter Number	Marvel-Schebler Part Number
TSX-180	10-2841
TSX-182	10-2622
TSX-185	10-2753
TSX-194	10-2773
TSX-202	10-2795
TSX-211	10-2815
TSX-216	10-2838
TSX-238	10-2909
TSX-239	10-2900
TSX-239-1	10-3180
TSX-240	10-2996
TSX-246	10-2919
TSX-249	10-2947
TSX-257	10-2978
TSX-258	10-2969

## THROTTLE BODY &amp; SHAFT ASSY

Carbureter Number	Marvel-Schebler Part Number
TSX-180	227-897
TSX-182	227-897
TSX-185	227-970
TSX-194	227-978
TSX-202	227-987
TSX-211	227-866
TSX-216	227-1018
TSX-238	227-1042
TSX-239	227-1044
TSX-239-1	227-1130
TSX-240	227-1065
TSX-246	227-881
TSX-249	227-1048
TSX-257	227-1056
TSX-258	227-1054

**CONTINENTAL — INDUSTRIAL**

TSX-180 to TSX-258



Marvel-Schebler Products Division, Borg-Warner Corporation, Decatur, Illinois, U. S. A.

CONTINENTAL			TSX-180	TSX-182	TSX-185	TSX-194	TSX-202	TSX-211	TSX-216	TSX-238	TSX-239	TSX-239-1	TSX-240	TSX-246	TSX-249	TSX-257	TSX-258
Ref. No.	Part Name	Part No.															
1	Body Assy — Carbureter . . . . .	(See Basic Subassy)	1	1	1	1	1	1	1	1	1	1	1	1	1	1	1
2	Lever — Throttle, Loose . . . . .	12-A14	-	-	-	-	1	-	-	-	-	-	1	-	-	-	-
2A	Lever — Throttle, Loose . . . . .	12-A38	-	-	-	-	-	-	-	-	1	1	-	-	-	-	-
2B	Lever — Throttle, Loose . . . . .	12-A93	-	-	-	-	-	-	-	-	-	-	-	-	-	-	1
2B	Lever — Throttle, Loose . . . . .	12-A131	-	-	-	-	-	-	-	-	-	-	-	-	-	1	-
3	Throttle Shaft, Stop, & Lever Assy . . . . .	13-780	-	-	-	-	1	-	-	-	-	-	1	-	-	-	-
3A	Throttle Shaft, Stop, & Lever Assy . . . . .	13-856	-	-	-	-	-	1	-	-	-	-	-	-	-	-	-
3	Throttle Shaft, Stop, & Lever Assy . . . . .	13-930	-	-	-	-	-	-	-	-	1	1	-	-	-	-	-
3	Throttle Shaft, Stop, & Lever Assy . . . . .	13-950	-	-	-	-	-	-	-	-	-	-	-	-	-	-	1
3B	Throttle Shaft, Stop, & Collar Assy . . . . .	13-818	1	1	-	-	-	-	-	-	-	-	-	1	-	-	-
3B	Throttle Shaft, Stop, & Collar Assy . . . . .	13-819	-	-	1	-	-	-	1	-	-	-	-	-	1	-	-
3C	Throttle Shaft, Stop, & Collar Assy . . . . .	13-902	-	-	1	-	-	-	-	1	-	-	-	-	-	-	-
3D	Throttle Shaft, Stop, & Collar Assy . . . . .	13-931	-	-	-	-	-	-	-	1	-	-	-	-	-	-	-
3E	Throttle Shaft, Stop, & Collar Assy . . . . .	13-951	-	-	-	-	-	-	-	-	-	-	-	-	-	1	-
4	Valve — Throttle (22°) . . . . .	14-163	-	-	1	-	-	-	1	1	-	-	-	-	1	1	-
	(20°) . . . . .	14-169	-	-	-	-	-	-	-	-	1	-	-	1	1	-	1
	(15°) . . . . .	14-175	1	1	-	1	1	1	-	-	-	-	-	-	-	-	-
	(20°) . . . . .	14-227	-	-	-	-	-	-	-	-	-	1	-	-	-	-	-
5	Screw — Clamp, Choke Lever (No. 10-24 x 5/8) . . . . .	15-17	1	1	-	-	-	-	-	-	-	-	-	-	-	-	-
6	Screw — Throttle Stop (No. 8-32 x 3/4) . . . . .	15-42	1	1	1	1	1	1	1	1	1	1	1	1	1	1	1
7	Screw — Idle Drilling (Headless, 1/4-28) . . . . .	15-223	-	-	-	1	-	-	-	-	-	-	1	-	-	-	-
	(Headless, 5/16-24) . . . . .	15-274	-	-	1	-	-	-	1	1	-	-	-	-	1	1	-
8	Screw — Choke Swivel (No. 8-32 x 5/16) . . . . .	15-285	-	-	1	1	-	1	1	1	1	1	-	1	1	1	1
9	Screw — Drive, Name Plate (No. 2 x 1/4) . . . . .	15-343	-	-	1	-	-	-	1	1	-	-	-	-	1	1	-
10	Screw — Drill Plug, Nozzle Hole (No. 8-32) . . . . .	15-409	1	1	-	-	1	1	-	-	1	1	-	1	-	-	1
11	Screw & Lock Washer — Throttle Valve (No. 6-32 x 1/4) . . . . .	15-483	-	-	2	-	-	-	2	2	-	-	-	-	2	2	-
	(No. 4-40 x 1/4) . . . . .	15-A91	2	2	-	2	2	2	-	-	2	2	2	2	-	-	2
12	Screw & Lock Washer — Choke Valve (No. 6-32 x 1/4) . . . . .	15-483	-	-	2	-	-	-	2	2	-	-	-	-	2	2	-
	(No. 4-40 x 1/4) . . . . .	15-A91	2	2	-	2	2	2	-	-	2	2	2	2	-	-	2
13	Screw & Lock Washer — Throttle Body to Bowl (No. 12-24 x 5/8) . . . . .	15-A82	4	4	-	4	4	4	-	-	4	4	4	4	-	-	4
	(No. 12-24 x 3/4) . . . . .	15-A85	-	-	4	-	-	-	4	4	-	-	-	-	4	4	-
14	Screw & Lock Washer — Choke Bracket to Body (No. 8-32 x 3/8) . . . . .	15-A93	-	-	2	1	-	1	2	2	1	1	-	1	2	1	1
15	Screw & Lock Washer — Choke Bracket (No. 8-32 x 5/16) . . . . .	15-A99	-	-	1	1	-	1	1	1	1	1	-	1	1	1	1
16	Screw — Clevis Clamp (Hex. Hd., No. 10-24 x 7/8) . . . . .	15-A297	-	-	-	-	1	-	-	-	1	1	1	-	-	1	1
17	Screw & Lock Washer — Governor Lever Clamp (Hex. Hd., No. 12-24 x 5/8) . . . . .	15-A296	1	1	1	-	1	-	1	1	1	1	1	1	1	1	1
18	Gasket — Float Valve Seat . . . . .	16-4	1	1	1	1	1	1	1	1	1	1	1	1	1	1	1
19	Gasket — Throttle Body to Bowl . . . . .	16-80	1	1	-	1	1	1	-	-	1	1	1	1	-	-	1
		16-A12	-	-	1	-	-	-	1	1	-	-	-	-	1	1	-
20	Gasket — Main Nozzle . . . . .	16-449	1	1	-	1	1	1	-	-	1	1	1	1	-	-	1
		16-492	-	-	1	-	-	-	1	1	-	-	-	-	1	1	-
21	Gasket — Power Adjusting Needle . . . . .	16-491	-	-	-	-	-	1	-	-	-	-	-	-	1	1	-
22	Spring — Choke Return . . . . .	24-153	-	-	-	1	-	-	-	-	-	-	-	-	1	1	-
		24-213	-	-	1	-	-	-	1	-	-	-	-	-	-	-	-
		24-218	-	-	-	-	1	-	-	-	-	-	1	-	-	-	-
		24-247	-	-	-	-	-	1	-	-	1	1	-	1	-	-	1
		24-A3	-	-	-	-	-	-	-	1	-	-	-	-	-	1	-
23	Spring — Throttle Stop Screw . . . . .	24-262	1	1	1	1	1	1	1	1	1	1	1	1	1	1	1
24	Spring — Governor Lever Tension . . . . .	24-281	1	1	-	-	1	-	-	-	1	1	1	1	-	-	1
		24-A37	-	-	1	-	-	-	1	-	-	-	-	-	1	1	-
		24-A78	-	-	-	-	-	-	-	1	-	-	-	-	-	-	-

**CONTINENTAL — INDUSTRIAL**

TSX-180 to TSX-258

<b>CONTINENTAL</b>			TSX-180	TSX-182	TSX-185	TSX-194	TSX-202	TSX-211	TSX-216	TSX-238	TSX-239	TSX-239-1	TSX-240	TSX-246	TSX-249	TSX-257	TSX-258	
Ref. No.	Part Name	Part No.																
25	Spring — Choke Valve Flapper	24-292	-	-	1	-	-	-	1	1	-	-	-	-	1	1	-	
		24-425	1	1	-	-	-	-	-	-	-	-	-	-	-	-	-	-
		24-A43	-	-	-	-	-	-	1	-	-	-	-	-	1	-	-	-
26	Spring — Idle Needle	24-340	1	1	1	1	1	1	1	1	1	1	1	1	1	1	1	
27	Spring — Power Adjusting Needle	24-A1	-	-	-	-	-	1	-	-	-	-	-	-	1	-	-	
28	Lever Assy — Choke	25-638	1	1	-	-	-	-	-	-	-	-	-	-	-	-	-	
29	Shaft — Choke	26-271	1	1	-	-	-	-	-	-	-	-	-	-	-	-	-	
29A	Shaft & Lever Assy — Choke	26-610	-	-	1	-	-	-	1	-	-	-	-	-	-	-	-	
29A	Shaft & Lever Assy — Choke	26-627	-	-	-	1	-	-	-	-	-	-	-	-	-	-	-	
29B	Shaft & Lever Assy — Choke	26-635	-	-	-	-	1	-	-	-	-	-	1	-	-	-	-	
29C	Shaft & Lever Assy — Choke	26-653	-	-	-	-	-	-	-	-	-	-	-	-	-	1	-	
29A	Shaft & Lever Assy — Choke	26-659	-	-	-	-	-	-	-	-	1	1	-	1	-	-	-	
29A	Shaft & Lever Assy — Choke	26-660	-	-	-	-	-	-	-	-	-	-	-	-	-	-	1	
29D	Shaft & Lever Assy — Choke	26-706	-	-	-	-	-	1	-	-	-	-	-	-	-	-	-	
29E	Shaft & Lever Assy — Choke	26-728	-	-	-	-	-	-	-	-	-	-	-	-	-	-	-	
30	Valve Assy — Choke	27-539	1	1	-	1	1	-	-	-	1	1	1	-	-	-	1	
		27-548	-	-	1	-	-	-	1	1	-	-	-	-	1	1	-	-
		27-550	-	-	-	-	-	-	1	-	-	-	-	-	1	1	-	-
31	Swivel — Choke Lever	28-49	-	-	1	1	-	-	1	1	1	1	-	1	1	1	1	
		28-51	-	-	-	-	-	-	-	1	-	-	-	-	-	-	-	-
32	Clip — Choke Bracket	29-81	-	-	1	1	-	1	1	1	1	1	-	1	1	1	1	
33	Bracket — Choke	29-86	-	-	1	-	-	-	-	-	-	-	-	-	-	-	-	
		29-93	-	-	-	-	-	-	-	-	1	-	-	-	-	1	-	
		29-95	-	-	1	-	-	-	-	1	-	-	-	-	-	-	-	-
		29-104	-	-	-	-	-	-	1	-	-	1	1	-	1	-	-	1
34	Bracket Assy — Choke	29-520	-	-	1	-	-	-	-	-	-	-	-	-	-	-	-	
		29-521	-	-	1	-	-	-	-	1	-	-	-	-	-	1	-	-
		29-524	-	-	-	-	-	-	-	-	1	-	-	-	-	-	1	-
		29-528	-	-	-	-	-	-	-	1	1	1	1	-	1	-	-	1
35	Float & Lever Assy	30-600	1	1	-	1	1	1	-	-	1	1	1	1	-	-	1	
		30-621	-	-	1	-	-	-	-	1	1	-	-	-	-	1	1	-
36	Shaft — Float Lever	32-16	-	-	1	-	-	-	1	1	-	-	-	-	-	1	1	
		32-27	1	1	-	1	1	1	-	-	1	1	1	1	-	-	1	1
37	Seat — Power Adjusting Needle	36-282	-	-	-	-	-	-	-	-	-	-	-	-	1	-	-	
38	Needle — Idle Adjusting	43-33	1	1	-	1	1	1	-	-	1	1	1	1	-	-	1	
		43-58	-	-	1	-	-	-	-	1	1	-	-	-	-	1	1	-
39	Needle Assy — Power Adjusting	43-630	-	-	-	-	-	-	-	-	-	-	-	-	1	-	-	
		43-641	-	-	-	-	-	1	-	-	-	-	-	-	-	-	-	
40	Needle Assy — Power Adjusting (complete)	43-628	-	-	-	-	-	1	-	-	-	-	-	-	-	-	-	
41	Packing — Throttle Shaft	44-35	-	-	1	-	-	-	1	-	-	-	-	-	1	2	-	
		44-38	-	-	-	1	-	-	-	-	1	-	-	1	-	-	-	
		44-63	1	1	-	-	1	-	-	-	-	1	-	1	-	-	1	
42	Packing — Choke Shaft	44-38	-	-	1	-	-	-	1	1	-	-	-	-	1	1	-	
		44-39	-	-	-	1	1	1	-	-	1	1	1	1	-	-	1	
43	Venturi (19/32" Diameter Throat)	46-424	1	1	-	1	-	-	-	-	-	-	-	-	-	-	-	
43A	Venturi (29/32" Diameter Throat)	46-438	-	-	1	-	-	-	1	-	-	-	-	-	1	-	-	
43A	Venturi (25/32" Diameter Throat)	46-457	-	-	1	-	-	-	-	1	1	-	-	-	-	-	-	
43A	Venturi (11/16" Diameter Throat)	46-467	-	-	-	-	-	1	-	-	-	-	-	1	-	-	1	
43A	Venturi (21/32" Diameter Throat)	46-473	-	-	-	-	-	-	-	-	-	-	1	-	-	-	-	
43A	Venturi (1-1/16" Diameter Throat)	46-490	-	-	-	-	-	-	1	-	-	-	-	-	-	-	-	
43A	Venturi (27/32" Diameter Throat)	46-A9	-	-	-	-	-	-	-	-	-	-	-	-	-	1	-	
44	Nozzle — Main	47-180	-	-	-	-	-	1	-	-	1	1	-	-	-	-	-	
		47-199	-	-	-	-	-	-	-	1	-	-	-	-	1	-	-	
		47-218	-	-	1	-	-	-	-	1	-	-	-	-	-	-	1	-
		47-589	-	-	-	-	-	-	-	-	-	-	-	1	1	-	-	1
		47-633	1	1	-	-	1	-	-	-	-	-	-	-	-	-	-	-
		47-646	-	-	-	1	-	-	-	-	-	-	-	-	-	-		

CONTINENTAL			TSX-180	TSX-182	TSX-185	TSX-194	TSX-202	TSX-211	TSX-216	TSX-238	TSX-239	TSX-239-1	TSX-240	TSX-246	TSX-249	TSX-257	TSX-258	
Ref. No.	Part Name	Part No.																
45	Jet — Idle	49-101-L	-	-	-	1	-	-	-	-	-	-	1	1	-	1	-	
		49-165	1	1	1	-	1	1	1	1	1	-	-	-	-	1	-	1
		49-203	-	-	-	-	-	-	-	-	-	-	1	-	-	-	-	-
46	Jet — Economizer	49-145	-	-	-	-	-	-	-	-	-	1	1	-	1	-	-	
		49-154	-	-	-	-	-	-	-	-	-	-	-	-	-	1	-	1
		49-161	-	-	-	-	-	1	-	-	-	-	-	-	-	-	-	-
		49-163	-	-	-	1	-	-	-	-	-	-	-	-	-	-	-	-
		49-180	-	-	-	-	-	-	1	-	-	-	-	-	-	-	-	-
		49-193	-	-	-	-	-	-	-	-	-	-	-	1	-	-	-	-
		49-262	-	-	1	-	-	-	-	-	-	-	-	-	-	-	1	-
47	Jet — Power	49-158	-	-	-	-	-	-	-	-	-	-	-	-	-	-	1	
		49-159	-	-	-	1	-	-	-	-	-	-	-	-	-	-	1	-
		49-162	-	-	-	-	-	1	-	-	-	-	-	-	-	-	-	-
		49-164	-	-	-	-	-	-	1	-	-	-	-	-	-	-	-	-
		49-178	-	-	-	-	-	-	-	-	-	-	-	1	-	-	-	-
		49-188	-	-	-	-	-	-	-	-	-	1	1	-	-	-	-	-
		49-191	-	-	-	-	-	-	-	-	-	-	-	-	-	1	-	-
		49-205	-	-	-	-	-	-	-	-	1	-	-	-	-	-	-	-
		49-244	-	1	-	-	1	-	-	-	-	-	-	-	-	-	-	-
		49-260	-	-	1	-	-	-	-	-	-	-	-	-	-	-	-	-
48	Cup — Throttle Shaft	55-214	-	-	1	-	-	-	1	1	-	-	-	-	1	-	-	
		55-230	1	1	-	1	1	-	-	-	1	1	1	1	-	-	-	1
49	Retainer — Throttle Shaft Packing	55-216	-	-	1	-	-	-	1	1	-	-	-	-	1	2	-	
		55-231	1	1	-	1	1	-	-	-	1	1	1	1	-	-	-	1
50	Retainer — Choke Shaft Packing	55-243	-	-	-	1	1	1	-	-	1	1	1	1	-	-	1	
51	Bushing — Governor Lever	60-257	1	1	-	-	-	-	-	-	1	1	1	1	-	-	1	
		60-370	-	-	1	-	-	-	1	1	-	-	-	-	-	1	1	-
52	Bushing — Throttle Shaft	60-260	-	-	2	-	-	-	2	2	-	-	-	-	2	2	-	
53	Pin — Throttle Stop	62-167	1	1	1	1	1	1	1	1	1	1	1	1	1	1	1	
54	Pin — Choke Stop	62-167	-	-	-	-	-	-	-	-	-	-	1	-	-	-	-	
		62-237	1	1	-	-	-	-	-	-	-	-	-	-	-	-	-	
55	Plate — Numbering	(Specify TSX Number)	1	1	1	1	1	1	1	1	1	1	1	1	1	1	1	
56	Fitting & Strainer Assy — Fuel Inlet	67-526	-	-	-	-	1	-	-	-	-	-	1	-	-	-	-	
57	Sleeve — Compression, Fuel Fitting	70-2	-	-	-	-	1	-	-	-	-	-	1	-	-	-	-	
58	Washer — Flat, Power Adjusting Needle	78-299	-	-	-	-	-	1	-	-	-	-	-	-	1	-	-	
59	Washer — Clevis Clamp	78-A4	-	-	-	-	1	-	-	-	1	1	1	-	-	-	1	
60	Plug — Throttle Shaft	80-169	-	-	-	-	-	1	-	-	-	-	-	-	-	-	-	
61	Plug — Idle Drilling	80-171	1	1	-	1	1	1	-	-	1	1	-	1	-	-	1	
62	Nut — Clevis Clamp Screw (No. 10-24)	81-1	-	-	-	-	1	-	-	-	1	1	1	-	-	1	1	
63	Nut — Fuel Inlet Fitting	81-11	-	-	-	-	1	-	-	-	-	-	1	-	-	-	-	
64	Pin — Cotter (Governor Spring Tension)	82-1	-	-	1	-	-	1	1	-	-	-	-	-	1	1	-	
		82-14	1	1	-	-	1	-	-	-	1	1	1	1	-	1	1	
65	Cotter — Hairpin (Choke Swivel)	82-16	-	-	1	1	-	1	1	1	1	1	-	1	1	1	1	
66	Strainer — Fuel Drain	*95-40	1	1	1	1	1	1	1	1	1	1	1	1	1	1	1	
67	Strainer — Fuel Drain	*95-78	1	1	1	1	1	1	1	1	1	1	1	1	1	1	1	
68	Plug — Bowl Drain	99-7	1	1	1	1	1	1	1	1	1	1	1	1	1	1	1	
69	Clevis Assy	121-504	-	-	-	-	1	-	-	-	1	1	1	-	-	-	1	
		121-511	-	-	-	-	-	-	-	-	-	-	-	-	-	-	1	
		155-565	1	1	-	-	1	-	-	-	-	-	-	1	-	-	-	1
		155-587	-	-	-	-	-	-	-	1	-	-	-	-	-	1	1	-
		155-588	-	-	1	-	-	-	-	-	-	-	-	-	-	-	-	-
70	Lever Assy — Governor	155-590	-	-	-	-	-	-	-	-	1	1	-	-	-	-	-	
		155-591	-	-	-	-	-	-	-	-	-	-	-	1	-	-	-	
		155-592	-	-	-	-	-	-	-	-	1	-	-	-	-	-	-	
		155-592	-	-	-	-	-	-	-	-	-	-	-	-	-	-	-	
		155-592	-	-	-	-	-	-	-	-	-	-	-	-	-	-	-	
71	Plug — Expansion, Throttle Body	179-11	-	-	-	-	-	-	-	-	-	-	-	-	-	-	1	

# CONTINENTAL — INDUSTRIAL

TSX-180 to TSX-258

<b>CONTINENTAL</b>			TSX-180	TSX-182	TSX-185	TSX-194	TSX-202	TSX-211	TSX-216	TSX-238	TSX-239	TSX-239-1	TSX-240	TSX-246	TSX-249	TSX-257	TSX-258
Ref. No.	Part Name	Part No.															
72	Plug — Expansion, Bowl Drain .....	*179-35 .....	1	1	1	1	1	1	1	1	1	1	1	1	1	1	1
73	Ball — Numbering Plate .....	206-36 .....	1	1	—	1	1	1	—	—	—	—	—	—	—	—	—
74	Throttle Body & Shaft Assy .....	(See Basic Subassy)	1	1	1	1	1	1	1	1	1	1	1	1	1	1	1
75	Valve & Seat Assy — Float .....	233-536 .....	1	1	—	1	1	1	—	—	1	1	1	1	—	—	1
		233-543 .....	—	—	1	—	—	—	1	1	—	—	—	—	1	1	—

\*Production previous to July, 1947 used part number 95-40 with part number 179-35. These parts are not replaced with part number 95-78 but are still supplied for service.

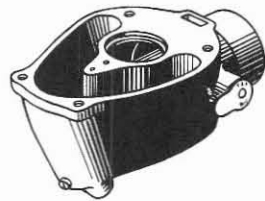
**CONTINENTAL — INDUSTRIAL CARBURETERS**

ISSUED APRIL 1957


Year	Model Application	Engine	Carbureter Number	Superseded By	Customer Part No.	Repair Kit No.	Gasket Kit No.	Float Valve & Seat Assy
....	Jaeger 160 cu ft Air Compressor..	<b>B-427</b>	<b>TSX-259</b>	<b>TSX-383</b>	<b>B427F-223</b>	286-768	<b>16-594</b>	<b>233-543</b>
1941	F162-419 T.L. Smith Truck-mixer	<b>Cont. F-162</b>	<b>TSX-266</b>	.....	<b>F162F-332</b>	286-770	<b>16-613</b>	<b>233-536</b>
....	F162-454 General Industrial....	<b>Cont. F-162</b>	<b>TSX-269</b>	.....	<b>F162F-331</b>	286-847	<b>16-592</b>	<b>233-536</b>
....	Oliver Harvester 15 Grain-master .....	<b>Cont. Y-91</b>	<b>TSX-287</b>	<b>TSX-359</b>	<b>Y91F-259</b>	286-791	<b>16-613</b>	<b>233-536</b>
....	Y91-244, 252, 254, 258, 261, 266, 269, 274, 278, 279 Industrial....	<b>Cont. Y-91F</b>	<b>TSX-288</b>	.....	<b>Y91F-252</b>	286-792	<b>16-613</b>	<b>233-536</b>
1941	Y112 Industrial .....	<b>Cont. Y-112</b>	<b>TSX-301</b>	.....	<b>Y112F-315</b>	286-810	<b>16-613</b>	<b>233-536</b>
....	Jaeger 105 cu ft Compressor....	<b>Cont. F-226</b>	<b>TSX-303</b>	.....	<b>F226F-418</b>	286-878	<b>16-594</b>	<b>233-543</b>
....	Jaeger Truckmixer (Battery Ignition) .....	<b>Cont. F-226</b>	<b>TSX-307</b>	.....	<b>F226F-421</b>	286-841	<b>16-594</b>	<b>233-543</b>
....	F162 .....	<b>Cont. F-162</b>	<b>TSX-323</b>	.....	<b>F162F-334</b>	286-901	<b>16-613</b>	<b>233-536</b>
1947	F4-140 General Industrial....	<b>Cont. F-140</b>	<b>TSX-330</b>	.....	<b>F140F-408</b>	286-851	<b>16-634</b>	<b>233-536</b>
....	F162 .....	<b>Cont. F-162</b>	<b>TSX-338</b>	.....	<b>F162F-410</b>	286-903	<b>16-592</b>	<b>233-536</b>
....	F140 .....	<b>Cont. F-140</b>	<b>TSX-339</b>	.....	<b>F140F-409</b>	286-852	<b>16-634</b>	<b>233-536</b>
1941	Y112 .....	<b>Cont. Y-112</b>	<b>TSX-341</b>	.....	<b>Y112F-255</b>	286-902	<b>16-592</b>	<b>233-536</b>
....	M330 .....	<b>Cont. M-330</b>	<b>TSX-342</b>	.....	<b>M330F-409</b>	286-836	<b>16-594</b>	<b>233-543</b>
....	Jaeger Truckmixer (Magneto Ignition) Also T.L. Smith Truck-mixer .....	<b>Cont. F-226</b>	<b>TSX-355</b>	.....	<b>F226F-256</b>	286-905	<b>16-594</b>	<b>233-543</b>

◆ The repair kit includes a gasket kit and items indicated by bold numerals in the quantity column.

§ The flange gasket can be supplied separately. Specify the carbureter number when ordering.

**BASIC SUBASSEMBLIES****CARBURETER BODY ASSY**

Carbureter Number	Marvel-Schebler Part Number
TSX-259	10-3011
TSX-266	10-2999
TSX-269	10-3017
TSX-287	10-3070
TSX-288	10-3072
TSX-301	10-3101
TSX-303	10-3219
TSX-307	10-3161
TSX-323	10-3159
TSX-330	10-3225
TSX-338	10-3193
TSX-339	10-3223
TSX-341	10-3196
TSX-342	10-3222
TSX-355	10-3291

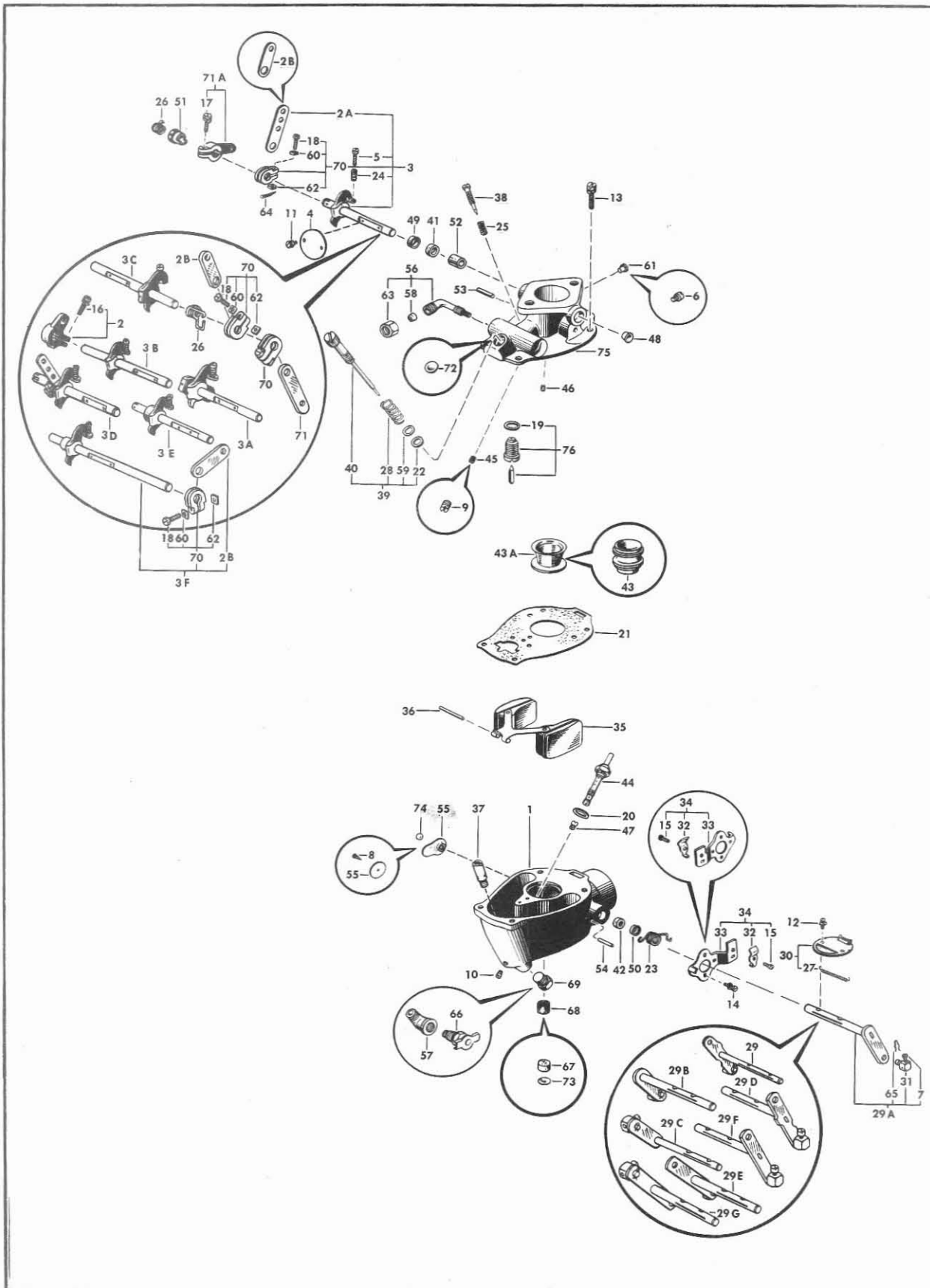
**THROTTLE BODY & SHAFT ASSY**

Carbureter Number	Marvel-Schebler Part Number
TSX-259	227-1071
TSX-266	227-1121
TSX-269	227-1074
TSX-287	227-1094
TSX-288	227-1095
TSX-301	227-1105
TSX-303	227-1150
TSX-307	227-1126
TSX-323	227-1125
TSX-330	227-1152
TSX-338	227-1139
TSX-339	227-1145
TSX-341	227-1141
TSX-342	227-1140
TSX-355	227-1172



**CONTINENTAL — INDUSTRIAL**

TSX-259 to TSX-355



Marvel-Schebler Products Division, Borg-Warner Corporation, Decatur, Illinois, U. S. A.



CONTINENTAL			TSX-259	TSX-266	TSX-269	TSX-287	TSX-288	TSX-301	TSX-303	TSX-307	TSX-323	TSX-330	TSX-338	TSX-339	TSX-341	TSX-342	TSX-355
Ref. No.	Part Name	Marvel-Schebler Part No.															
1	Body Assy — Carbureter . . . . .	(See Basic Subassy)	1	1	1	1	1	1	1	1	1	1	1	1	1	1	1
2	Lever Assy — Throttle, Loose . . . . .	12-863	—	—	1	—	—	—	—	—	—	—	—	—	—	—	—
2A	Lever — Throttle, Loose . . . . .	12-A14	—	—	—	1	—	1	—	—	1	—	—	—	1	—	—
2B	Lever — Throttle, Loose . . . . .	12-A131	2	—	—	—	—	—	2	1	—	—	—	—	—	—	—
2A	Lever — Throttle, Loose . . . . .	12-A155	—	—	—	—	—	—	—	—	—	—	—	—	—	1	—
2B	Lever — Throttle, Loose . . . . .	12-A156	—	—	—	—	—	—	—	—	—	—	—	2	—	—	—
3	Shaft, Stop, & Lever Assy — Throttle . . . . .	13-780	—	—	—	1	—	1	—	—	1	—	—	—	1	—	—
3A	Shaft, Stop, & Lever Assy — Throttle . . . . .	13-816	—	—	—	—	—	—	—	—	—	—	1	—	—	—	—
3B	Shaft, Stop, & Lever Assy — Throttle . . . . .	13-955	—	—	1	—	—	—	—	—	—	—	—	—	—	—	—
3C	Shaft, Stop, & Lever Assy — Throttle . . . . .	13-987	—	—	—	—	—	—	1	—	—	—	—	—	—	—	—
3D	Shaft, Stop, & Lever Assy — Throttle . . . . .	13-992	—	—	—	—	—	—	—	—	—	—	—	—	—	1	—
3C	Shaft, Stop, & Lever Assy — Throttle . . . . .	13-996	—	—	—	—	—	—	—	—	—	—	—	1	—	—	—
3E	Shaft, Stop, & Collar Assy — Throttle . . . . .	13-818	—	1	—	—	1	—	—	—	—	1	—	—	—	—	—
3E	Shaft, Stop, & Collar Assy — Throttle . . . . .	13-819	—	—	—	—	—	—	—	—	—	—	—	—	—	—	1
3F	Shaft, Stop, & Collar Assy — Throttle . . . . .	13-951	1	—	—	—	—	—	1	—	—	—	—	—	—	—	—
4	Valve — Throttle (22°) . . . . .	14-163	1	—	—	—	—	—	1	1	—	—	—	—	—	1	1
	(20°) . . . . .	14-169	—	1	1	—	—	—	—	—	1	—	1	—	—	—	—
	(15°) . . . . .	14-175	—	—	—	1	1	—	—	—	—	1	—	1	—	—	—
5	Screw — Throttle Stop (No. 8-32 x 3/4) . . . . .	15-42	1	1	1	1	1	1	1	1	1	1	1	1	1	1	1
6	Screw — Idle Drilling (Headless, 5/16-24) . . . . .	15-274	1	—	—	—	—	—	1	1	—	—	—	—	—	1	1
7	Screw — Choke Swivel (No. 8-32 x 5/16) . . . . .	15-285	1	—	1	—	1	1	1	1	1	1	1	1	1	1	1
8	Screw — Drive, Numbering Plate (No. 2 x 1/4) . . . . .	15-343	1	—	—	1	—	—	1	1	—	—	—	—	—	1	1
9	Screw — Drill Plug, Idle Passage . . . . .	15-392	—	—	—	—	—	—	—	—	—	1	—	1	—	—	—
10	Screw — Drill Plug, Nozzle Hole (No. 8-32) . . . . .	15-409	—	1	1	1	1	1	—	—	1	1	1	1	—	—	—
11	Screw & Lock Washer —																
	Throttle Valve (No. 6-32 x 1/4) . . . . .	15-483	2	—	—	—	—	—	2	2	—	—	—	—	—	2	2
	(No. 4-40 x 1/4) . . . . .	15-A91	—	2	2	2	2	2	—	—	2	2	2	2	2	—	—
12	Screw & Lock Washer —																
	Choke Valve (No. 6-32 x 1/4) . . . . .	15-483	2	—	—	—	—	—	2	2	—	—	—	—	—	2	2
	(No. 4-40 x 1/4) . . . . .	15-A91	—	2	2	2	2	2	—	—	2	2	2	2	2	—	—
13	Screw & Lock Washer — Throttle Body to Bowl																
	(No. 12-24 x 5/8) . . . . .	15-A82	—	4	4	4	4	4	—	—	4	4	4	4	4	—	—
	(No. 12-24 x 3/4) . . . . .	15-A85	4	—	—	—	—	—	4	4	—	—	—	—	—	4	4
14	Screw & Lock Washer — Choke Bracket to Body																
	(No. 8-32 x 3/8) . . . . .	15-A93	2	—	1	—	1	1	2	2	1	1	1	1	1	2	2
15	Screw & Lock Washer — Choke Bracket																
	(No. 8-32 x 5/16) . . . . .	15-A99	1	—	1	—	1	1	1	1	1	1	—	1	1	1	1
16	Screw & Lock Washer — Throttle Lever Clamp																
	(Hex. Hd., No. 8-32 x 1/2) . . . . .	15-A295	—	—	1	—	—	—	—	—	—	—	—	—	—	—	—
17	Screw & Lock Washer — Governor Lever Clamp																
	(Hex. Hd., No. 12-24 x 5/8) . . . . .	15-A296	1	1	—	1	1	1	1	—	1	1	—	—	1	1	1
18	Screw — Clevis Clamp (Hex. Hd.,																
	No. 10-24 x 7/8) . . . . .	15-A297	2	—	—	1	—	1	2	2	1	—	—	2	1	1	—
19	Gasket — Float Valve Seat . . . . .	16-4	1	1	1	1	1	1	1	1	1	1	1	1	1	1	1
20	Gasket — Main Nozzle . . . . .	16-28	—	—	—	—	—	—	—	—	—	1	—	1	—	—	—
		16-449	—	1	1	1	1	1	—	—	1	1	—	—	—	—	—
		16-492	1	—	—	—	—	—	1	1	—	—	—	—	—	1	1
21	Gasket — Throttle Body to Bowl . . . . .	16-80	—	1	1	1	1	1	—	—	1	1	1	1	—	—	—
		16-A12	1	—	—	—	—	—	1	1	—	—	—	—	—	1	1
22	Gasket — Power Adjusting Needle . . . . .	†16-491	—	—	1	—	1	—	—	—	—	1	1	—	1	—	—

† For altitude adjustment for TSX-301, TSX-342.

# CONTINENTAL — INDUSTRIAL

TSX-259 to TSX-355

CONTINENTAL			TSX-259	TSX-266	TSX-269	TSX-287	TSX-288	TSX-301	TSX-303	TSX-307	TSX-323	TSX-330	TSX-338	TSX-339	TSX-341	TSX-342	TSX-355	
Ref. No.	Part Name	Marvel-Schebler Part No.																
23	Spring — Choke Return .....	24-153.....	-	-	-	-	-	-	-	-	-	-	-	-	1	-	-	
		24-213.....	-	-	-	-	-	-	-	-	-	-	-	-	-	-	1	1
		24-218.....	-	1	-	1	-	-	-	-	-	-	-	-	-	-	-	-
		24-247.....	-	-	1	-	1	1	-	-	-	1	1	1	-	1	-	-
		24-A3.....	1	-	-	-	-	-	1	1	-	-	-	-	-	-	-	-
24	Spring — Throttle Stop Screw.....	24-262.....	1	1	1	1	1	1	1	1	1	1	1	1	1	1	1	
		24-265.....	-	-	-	-	-	-	-	1	-	-	-	-	-	-	-	1
25	Spring — Idle Needle .....	24-340.....	1	1	1	1	1	1	1	-	1	1	1	1	1	1	-	
		24-281.....	-	1	-	1	1	1	-	-	1	1	-	-	-	1	-	-
		24-A37.....	1	-	-	-	-	-	1	-	-	-	-	-	-	-	1	1
26	Spring — Governor Lever Tension.....	24-A129.....	-	-	-	-	-	-	-	1	-	-	-	-	1	-	-	
		24-292.....	1	-	-	-	-	-	1	1	-	-	-	-	-	-	1	1
27	Spring — Choke Valve Flapper.....	24-425.....	-	1	1	1	1	1	-	-	1	1	1	1	1	1	-	
		24-A1.....	-	-	1	-	-	1	-	-	-	-	1	-	1	-	-	-
28	Spring — Power Adjusting Needle.....	26-635.....	-	1	-	1	-	-	-	-	-	-	-	-	-	-	-	
29	Shaft & Lever Assy — Choke.....	26-653.....	1	-	-	-	-	-	1	-	-	-	-	-	-	-	-	
29A	Shaft & Lever Assy — Choke.....	26-659.....	-	-	1	-	1	1	-	-	-	-	-	-	1	-	-	
29B	Shaft & Lever Assy — Choke.....	26-660.....	-	-	-	-	-	-	-	-	1	-	1	-	-	-	-	
29C	Shaft & Lever Assy — Choke.....	26-692.....	-	-	-	-	-	-	-	-	-	-	-	1	-	-	-	
29D	Shaft & Lever Assy — Choke.....	26-728.....	-	-	-	-	-	-	-	-	-	-	-	-	-	-	1	
29E	Shaft & Lever Assy — Choke.....	26-729.....	-	-	-	-	-	-	-	-	-	1	-	-	-	-	-	
29	Shaft & Lever Assy — Choke.....	26-746.....	-	-	-	-	-	-	-	1	-	-	-	-	-	-	-	
29F	Shaft & Lever Assy — Choke.....	26-748.....	-	-	-	-	-	-	-	-	-	-	-	-	-	1	-	
29G	Shaft & Lever Assy — Choke.....	27-539.....	-	1	1	1	1	1	-	-	1	1	1	1	1	1	-	
30	Valve Assy — Choke .....	27-548.....	1	-	-	-	-	-	1	1	-	-	-	-	-	1	1	
		28-49.....	1	-	1	-	1	1	1	1	1	1	1	1	1	1	1	1
31	Swivel — Choke Lever .....	29-81.....	1	-	1	-	1	1	1	1	1	1	1	1	1	1	1	
32	Clip — Choke Bracket .....	29-86.....	1	-	-	-	-	-	-	-	-	-	-	-	1	-	-	
		29-93.....	1	-	-	-	-	-	1	1	-	-	-	-	-	-	-	
		29-95.....	-	-	-	-	-	-	-	-	-	-	-	-	-	-	1	1
		29-104.....	-	-	1	-	1	1	-	-	1	1	1	-	1	-	-	-
33	Bracket — Choke .....	29-520.....	-	-	-	-	-	-	-	-	-	-	-	-	1	-	-	
		29-521.....	-	-	-	-	-	-	-	-	-	-	-	-	-	-	1	1
		29-524.....	1	-	-	-	-	-	1	1	-	-	-	-	-	-	-	-
		29-528.....	-	-	1	-	1	1	-	-	1	1	1	-	1	-	-	-
34	Bracket Assy — Choke .....	30-600.....	-	1	1	1	1	1	-	-	1	1	1	1	1	1	-	
		30-621.....	1	-	-	-	-	-	1	1	-	-	-	-	-	-	1	1
35	Float & Lever Assy.....	32-16.....	1	-	-	-	-	-	1	1	-	-	-	-	-	-	1	1
		32-27.....	-	1	1	1	1	1	-	-	1	1	1	1	1	1	1	-
36	Shaft — Float Lever .....	36-297.....	-	-	-	-	-	-	-	1	-	-	-	-	-	-	1	1
		36-299.....	1	-	-	-	-	-	1	-	-	-	-	-	-	-	-	-
		36-302.....	-	-	-	-	-	-	1	-	-	-	-	-	-	-	-	-
37	Seat — Power Adjusting Needle.....	43-33.....	-	1	1	1	1	1	-	-	1	-	1	-	1	-	-	
		43-58.....	1	-	-	-	-	-	1	-	-	-	-	-	-	-	1	-
		43-144.....	-	-	-	-	-	-	-	1	-	-	-	-	-	-	-	1
		43-159.....	-	-	-	-	-	-	-	-	-	1	-	1	-	-	-	-
38	Needle — Idle Adjusting .....	43-619.....	-	-	1	-	-	1	-	-	-	1	-	1	1	1	-	
		43-627.....	-	-	1	-	-	1	-	-	-	-	1	-	1	1	-	
39	Needle Assy — Power Adjusting (complete).....	44-35.....	2	-	-	-	-	-	1	1	-	-	-	-	-	-	1	1
		44-38.....	-	-	-	-	-	-	-	-	-	-	-	-	-	1	-	-
		44-63.....	-	1	1	1	1	1	-	-	-	1	1	1	1	-	-	-

† For altitude adjustment for TSX-301, TSX-342.

CONTINENTAL			TSX-259	TSX-266	TSX-269	TSX-287	TSX-288	TSX-301	TSX-303	TSX-307	TSX-323	TSX-330	TSX-338	TSX-339	TSX-341	TSX-342	TSX-355
Ref. No.	Part Name	Marvel-Schebler Part No.															
42	Packing — Choke Shaft	44-38	1	-	-	-	-	1	1	-	-	-	-	-	-	1	1
		44-39	-	1	1	1	1	1	-	-	1	1	1	1	1	-	-
43	Venturi (19/32" Diameter Throat)	46-424	-	-	-	1	1	-	-	-	-	-	-	-	-	-	-
43A	Venturi (29/32" Diameter Throat)	46-438	-	-	-	-	-	-	-	1	-	-	-	-	-	-	1
43A	Venturi (25/32" Diameter Throat)	46-457	-	-	-	-	-	-	-	-	1	1	1	1	-	-	-
43A	Venturi (11/16" Diameter Throat)	46-467	-	-	-	-	-	1	-	-	-	-	-	-	1	-	-
43A	Venturi (23/32" Diameter Throat)	46-476	-	1	1	-	-	-	-	-	-	-	-	-	-	-	-
43A	Venturi (1-1/16" Diameter Throat)	46-490	1	-	-	-	-	-	-	-	-	-	-	-	-	1	-
43A	Venturi (27/32" Diameter Throat)	46-A9	-	-	-	-	-	-	1	-	-	-	-	-	-	-	-
44	Nozzle — Main	47-218	-	-	-	-	-	-	1	-	-	-	-	-	-	1	-
		47-257	-	-	-	1	1	-	-	-	-	-	-	-	-	-	-
		47-303	-	1	-	-	-	-	-	-	-	-	-	-	-	-	-
		47-316	-	-	-	-	-	-	-	1	-	-	-	-	-	-	1
		47-321	1	-	-	-	-	-	-	-	-	-	-	-	-	-	-
		47-326	-	-	-	-	-	-	-	-	1	-	1	-	-	-	-
		47-589	-	-	-	-	-	-	-	-	1	-	1	-	-	-	-
		47-609	-	-	1	-	-	-	-	-	-	-	-	-	-	-	-
		47-612	-	-	-	-	-	1	-	-	-	-	-	-	1	-	-
45	Jet — Idle	49-101-L	-	1	1	-	-	1	-	1	-	1	-	-	-	-	-
		49-165	1	-	-	1	1	-	-	-	-	-	-	-	-	1	-
		49-203	-	-	-	-	-	1	-	-	-	-	-	-	1	-	-
46	Jet — Economizer	49-145	-	-	-	-	-	-	-	-	-	1	-	1	-	-	-
		49-161	-	-	1	-	-	-	-	-	-	-	-	-	-	-	-
		49-163	-	1	-	-	-	1	-	-	1	-	-	-	1	-	-
		49-180	-	-	-	-	-	-	-	-	-	-	-	-	-	1	-
		49-226	-	-	-	-	-	-	1	-	-	-	-	-	-	-	-
		49-259	1	-	-	-	-	-	-	-	-	-	-	-	-	-	-
		49-264	-	-	-	-	-	-	-	-	-	1	-	-	-	-	-
47	Jet — Power	49-153	-	-	-	1	1	-	-	-	-	-	-	-	-	-	-
		49-164	-	-	-	-	-	-	-	-	-	-	1	-	-	1	-
		49-171	-	1	-	-	-	-	-	-	-	-	-	-	-	-	-
		49-188	-	-	-	-	-	-	1	-	-	-	-	-	-	-	1
		49-192	-	-	-	-	-	-	-	-	-	-	-	-	1	-	-
		49-205	-	-	-	-	-	-	-	-	1	-	-	-	-	-	-
		49-206	-	-	1	-	-	-	-	-	-	-	-	-	-	-	-
48	Cup — Throttle Shaft	55-214	-	-	-	-	-	-	-	1	-	-	-	-	-	1	1
		55-230	-	1	1	1	1	1	-	-	1	1	1	1	1	-	-
49	Retainer — Throttle Shaft Packing	55-216	1	-	-	-	-	2	1	-	-	-	-	-	-	1	1
		55-231	-	1	1	1	1	1	-	-	1	1	1	1	1	-	-
50	Retainer — Choke Shaft Packing	55-243	-	1	1	1	1	1	-	-	1	1	1	1	1	-	-
51	Bushing — Governor Lever	60-257	-	1	-	1	1	1	-	-	1	1	-	-	1	-	-
		60-370	1	-	-	-	-	-	1	-	-	-	-	-	-	1	1
52	Bushing — Throttle Shaft	60-260	2	-	-	-	-	2	2	-	-	-	-	-	-	2	2
53	Pin — Throttle Stop	62-167	1	1	1	1	1	1	1	1	1	1	1	1	1	1	1
54	Pin — Choke Stop	62-167	-	1	-	1	-	-	-	-	-	-	-	-	-	-	-
55	Plate — Numbering	(Specify TSX Number)	1	1	1	1	1	1	1	1	1	1	1	1	1	1	1
56	Fitting & Strainer Assy — Fuel Inlet	67-526	-	-	-	1	-	-	-	-	-	-	-	-	-	-	-
57	Elbow — Street, Bowl Drain (1/8 NPT)	69-1	-	-	1	-	-	-	-	-	-	-	-	-	-	-	-
58	Sleeve — Compression, Fuel Inlet Fitting	70-2	-	-	-	1	-	-	-	-	-	-	-	-	-	-	-
59	Washer — Flat, Power Adjusting Needle	†78-299	-	-	1	-	-	1	-	-	-	-	1	-	1	-	-
60	Washer — Clevis Clamp	78-A4	2	-	-	1	-	1	2	2	1	-	-	2	1	1	-
61	Plug — Idle Drilling	80-171	-	1	1	1	1	1	-	-	1	1	1	-	-	-	-

† For altitude adjustment for TSX-301, TSX-342.

**CONTINENTAL — INDUSTRIAL**

TSX-259 to TSX-355

<b>CONTINENTAL</b>																				
Ref. No.	Part Name	Marvel-Schebler Part No.	TSX-259	TSX-266	TSX-269	TSX-287	TSX-288	TSX-301	TSX-303	TSX-307	TSX-323	TSX-330	TSX-338	TSX-339	TSX-341	TSX-342	TSX-355			
62	Nut — Clevis Clamp (No. 10-24)	81-1	2	-	-	1	-	1	2	2	1	-	-	2	1	1	-			
63	Nut — Fuel Inlet Fitting	81-11	-	-	-	1	-	-	-	-	-	-	-	-	-	-	-			
64	Pin — Cotter (Governor Spring Tension)	82-1	1	-	-	-	-	-	1	-	-	-	-	-	-	-	-			
		82-14	-	1	-	1	1	1	-	-	1	1	-	-	1	-	-			
65	Cotter — Hairpin (Choke Swivel)	82-16	1	-	1	-	1	1	1	1	1	1	1	1	1	1	1			
66	Cock — Drain	87-3A	-	-	1	-	-	-	-	-	-	-	-	-	-	-	-			
67	Strainer — Fuel Drain	*95-40	1	1	-	1	1	1	-	1	1	-	1	-	1	-	-			
68	Strainer — Fuel Drain	*95-78	1	1	1	1	1	1	1	1	1	1	1	1	1	1	1			
69	Plug — Bowl Drain	99-7	1	1	-	1	1	1	1	1	1	1	1	1	1	1	1			
70	Clevis Assy	121-504	-	-	-	1	-	1	-	-	1	-	-	2	1	-	-			
		121-511	2	-	-	-	-	-	2	2	-	-	-	-	-	-	-			
71	Lever — Governor	155-305	-	-	-	-	-	-	-	1	-	-	-	-	-	-	-			
71A	Lever Assy — Governor	155-565	-	1	-	1	1	1	-	-	1	1	-	-	1	-	-			
		155-566	-	-	-	-	-	-	-	-	-	-	-	-	-	-	-			1
		155-587	1	-	-	-	-	-	1	-	-	-	-	-	-	-	-			1
72	Plug — Expansion, Throttle Body	179-11	1	-	-	-	-	1	1	1	-	1	-	1	-	1	-			1
73	Plug — Expansion, Bowl Drain	*179-35	1	1	-	1	1	1	-	1	1	-	1	-	1	-	-			-
74	Ball — Numbering Plate	206-36	-	1	1	1	1	1	-	-	1	1	1	1	1	1	-			-
75	Throttle Body & Shaft Assy	(See Basic Subassy)	1	1	1	1	1	1	1	1	1	1	1	1	1	1	1			1
76	Valve & Seat Assy — Float	233-536	-	1	1	1	1	1	-	-	1	1	1	1	1	1	-			-
		233-543	1	-	-	-	-	-	1	1	-	-	-	-	-	-	-			1

\* Production previous to July, 1947 used part number 95-40 with part number 179-35. These parts are not replaced with part number 95-78 but are still supplied for service.

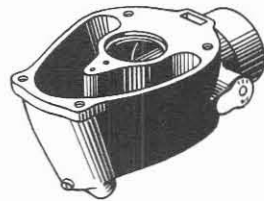
**CONTINENTAL — INDUSTRIAL CARBURETERS**

ISSUED APRIL 1957

Year	Model Application	Engine	Carbureter Number	Superseded By	Customer Part No.	◆ Repair Kit No.	§ Gasket Kit No.	Float Valve & Seat Assy
....	F226 Industrial Power Unit.....	Cont. F-226	TSX-364	.....	F226F-423	286-906	16-594	233-543
....	F124 Industrial Power Unit.....	Cont. F-124	TSX-367	.....	F124F-409	286-908	16-592	233-536
....	Y69 Drill Rig.....	Cont. Y-69	TSX-370-1	.....	Y69F-411	286-910	16-613	233-536
....	F162 Power Unit.....	Cont. F-162	TSX-377	.....	F162F-278	286-897	16-592	233-536
....	General Industrial.....	Cont. M-330F	TSX-383	.....	M330F-251	286-911	16-594	233-543
....	F226 General Industrial.....	Cont. F-226	TSX-385	.....	F226F-425	286-898	16-594	233-543
....	F140 General Industrial.....	Cont. F-140	TSX-407	.....	F140F-410	286-959	16-592	233-536
....	Y91F General Industrial.....	Cont. Y-91	TSX-423	.....	Y91F-403	286-960	16-613	233-536
....	General Industrial.....	Cont. F6-226	TSX-436	.....	F6-226F-428	.....	16-654	233-543
....	F162F General Industrial.....	Cont. F-162	TSX-443	.....	F162F-345	286-961	16-634	233-536
....	F140 Massey-Harris Combine 3D.	Cont. F-140	TSX-447	.....	F140F-413	286-962	16-592	233-536
....	Alcohol Power Unit.....	Cont. F-162	TSX-448	.....	F162F-286	286-1142	16-592	233-536
....	F140F Jaeger Air Compressor...	Cont. F-140	TSX-453	.....	F140F-415	286-963	16-613	233-536
....	F140F General Industrial.....	Cont. F-140	TSX-459	.....	F140F-416	286-964	16-592	233-536
....	F162 Ingersoll-Rand Air Compressor.....	Cont. F-162	TSX-465	.....	F162F-348	286-965	16-592	233-582

◆ The repair kit includes a gasket kit and items indicated by bold numerals in the quantity column.

§ The flange gasket can be supplied separately. Specify the carbureter number when ordering.

**BASIC SUBASSEMBLIES****CARBURETER BODY ASSY**

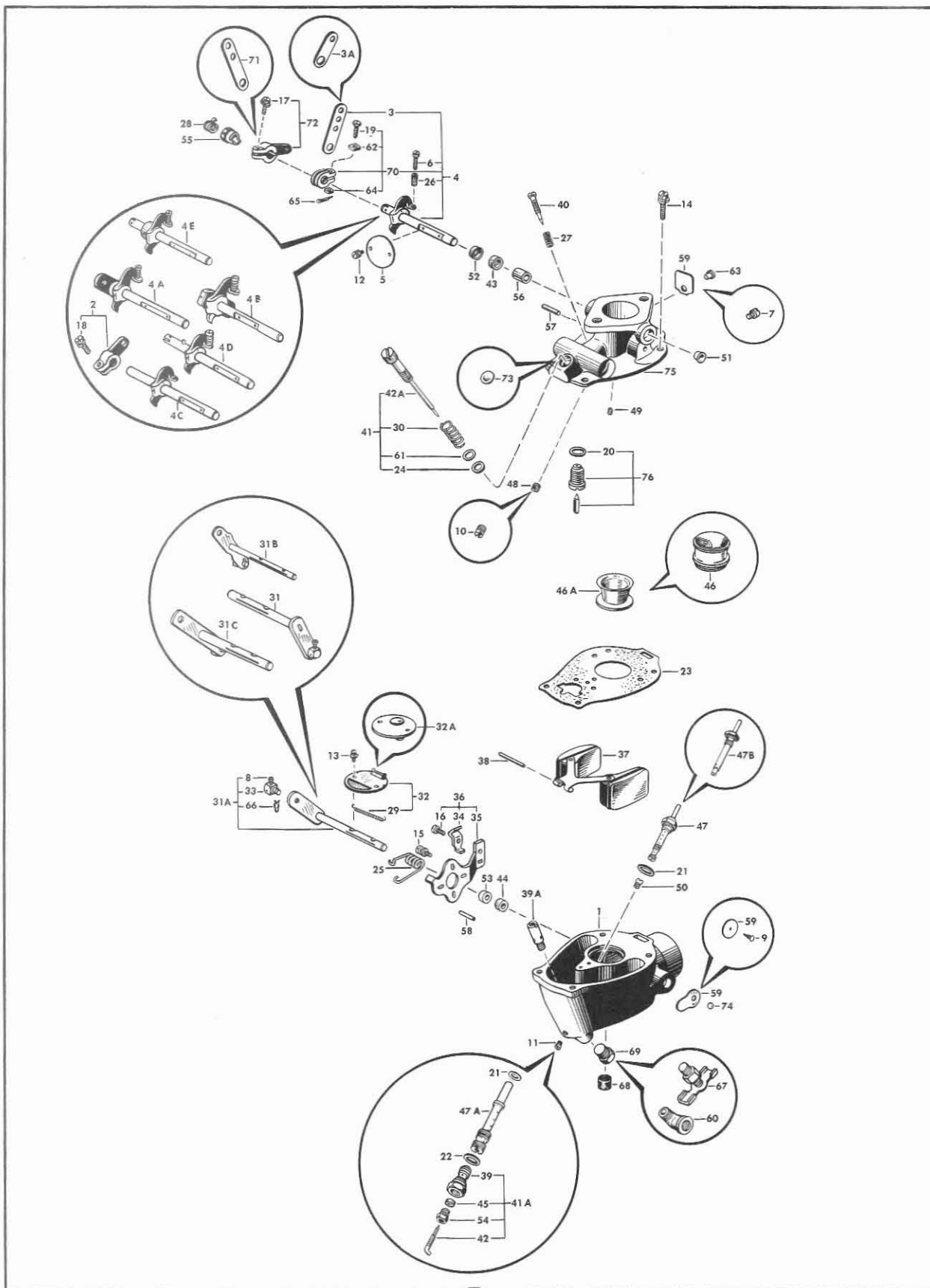
Carbureter Number	Marvel-Schebler Part Number
TSX-364	10-3257
TSX-367	10-3293
TSX-370-1	10-3283
TSX-377	10-3306
TSX-383	10-3011
TSX-385	10-3291
TSX-407	10-3355
TSX-423	10-3424
TSX-436	10-3670
TSX-443	10-3467
TSX-447	10-3473
TSX-448	10-3547
TSX-453	10-3432
TSX-459	10-3463
TSX-465	10-3503

**THROTTLE BODY & SHAFT ASSY**

Carbureter Number	Marvel-Schebler Part Number
TSX-364	227-1163
TSX-367	227-1175
TSX-370-1	227-1173
TSX-377	227-1175
TSX-383	227-1191
TSX-385	227-1187
TSX-407	227-1211
TSX-423	227-1242
TSX-436	227-1312
TSX-443	227-1248
TSX-447	227-1250
TSX-448	227-793
TSX-453	227-1240
TSX-459	227-1246
TSX-465	227-1256

# CONTINENTAL — INDUSTRIAL

TSX-364 to TSX-465



Marvel-Schebler Products Division, Borg-Warner Corporation, Decatur, Illinois, U. S. A.



CONTINENTAL			TSX-364	TSX-367	TSX-370-1	TSX-377	TSX-383	TSX-385	TSX-407	TSX-423	TSX-436	TSX-443	TSX-447	TSX-448	TSX-453	TSX-459	TSX-465
Ref. No.	Part Name	Marvel-Schebler Part No.															
1	Body Assy — Carbureter.....	(See Basic Subassy)	1	1	1	1	1	1	1	1	1	1	1	1	1	1	1
2	Lever Assy — Throttle .....	12-903	-	-	-	-	-	-	-	-	-	-	-	-	1	1	-
3	Lever — Throttle, Loose .....	12-A14	-	-	1	-	-	-	-	1	-	1	-	-	-	-	-
3A	Lever — Throttle, Loose .....	12-A131	-	-	-	-	2	-	-	-	-	-	-	-	-	-	-
3	Lever — Throttle, Loose .....	12-A155	1	-	-	-	-	-	-	-	-	-	-	-	-	-	-
3A	Lever — Throttle, Loose .....	12-A258	-	-	-	-	-	-	-	-	2	-	-	-	-	-	-
4	Shaft, Stop, & Lever Assy — Throttle.....	13-780	-	-	1	-	-	-	-	1	-	1	-	-	-	-	-
4A	Shaft, Stop, & Lever Assy — Throttle.....	13-783	-	-	-	-	-	-	-	-	-	-	1	-	-	-	-
4B	Shaft, Stop, & Lever Assy — Throttle.....	13-816	-	1	-	1	-	-	1	-	-	-	-	-	-	-	-
4C	Shaft, Stop, & Lever Assy — Throttle.....	13-955	-	-	-	-	-	-	-	-	-	-	-	-	-	1	-
4	Shaft, Stop, & Lever Assy — Throttle.....	13-992	1	-	-	-	-	-	-	-	-	-	-	-	-	-	-
4	Shaft, Stop, & Lever Assy — Throttle.....	13-1017	-	-	-	-	-	1	-	-	-	-	-	-	-	-	-
4C	Shaft, Stop, & Lever Assy — Throttle.....	13-1047	-	-	-	-	-	-	-	-	-	-	-	-	1	-	-
4D	Shaft, Stop, & Lever Assy — Throttle.....	13-1064	-	-	-	-	-	-	-	-	-	-	-	-	-	-	1
4E	Shaft, Stop, & Collar Assy — Throttle.....	13-818	-	-	-	-	-	-	-	-	-	-	-	1	-	-	-
	Shaft, Stop, & Collar Assy — Throttle.....	13-951	-	-	-	-	1	-	-	-	-	-	-	-	-	-	-
	Shaft, Stop, & Collar Assy — Throttle.....	13-1104	-	-	-	-	-	-	-	1	-	-	-	-	-	-	-
5	Valve — Throttle (22°) .....	14-163	1	-	-	-	1	1	-	-	-	-	-	-	-	-	-
	(20°) .....	14-169	-	1	1	1	-	-	1	1	-	-	1	1	1	1	-
	(15°) .....	14-175	-	-	-	-	-	-	-	-	1	-	-	-	-	-	1
	(15°) .....	14-225	-	-	-	-	-	-	-	-	1	-	-	-	-	-	-
6	Screw — Throttle Stop (No. 8-32 x 3/4).....	15-42	1	1	1	1	1	1	1	1	-	1	1	1	1	1	-
	(No. 8-32 x 5/8).....	15-118	-	-	-	-	-	-	-	-	1	-	-	-	-	-	1
7	Screw — Idle Drilling (Headless, 5/16-24).....	15-274	1	-	-	-	1	1	-	-	-	-	-	-	-	-	-
8	Screw — Choke Swivel (No. 8-32 x 5/16).....	15-285	1	1	1	1	1	1	1	1	1	1	1	1	1	1	1
9	Screw — Drive, Numbering Plate (No. 2 x 1/4).....	15-343	1	-	-	-	1	1	-	-	-	-	-	-	-	-	-
10	Screw — Drill Plug, Idle Channel.....	15-392	-	-	-	-	-	-	-	-	-	1	-	-	-	-	1
11	Screw — Drill Plug, Nozzle Hole (No. 8-32).....	15-409	-	1	1	1	-	-	1	1	-	1	1	1	1	1	1
12	Screw & Lock Washer — Throttle Valve (No. 6-32 x 1/4).....	15-483	2	-	-	-	2	2	-	-	2	-	-	-	-	-	-
	(No. 4-40 x 1/4).....	15-A91	-	2	2	2	-	-	2	2	-	2	2	2	2	2	2
13	Screw & Lock Washer — Choke Valve (No. 6-32 x 1/4).....	15-483	2	-	-	-	2	2	-	-	2	-	-	-	-	-	-
	(No. 4-40 x 1/4).....	15-A91	-	2	2	2	-	-	2	2	-	2	2	2	2	2	2
14	Screw & Lock Washer — Throttle Body to Bowl (No. 12-24 x 5/8).....	15-A82	-	4	4	4	-	-	4	4	-	4	4	4	4	4	4
	(No. 12-24 x 3/4).....	15-A85	4	-	-	-	4	4	-	-	4	-	-	-	-	-	-
15	Screw & Lock Washer — Choke Bracket to Body (No. 8-32 x 3/8).....	15-A93	2	1	1	1	2	2	1	1	1	1	-	1	1	1	1
16	Screw & Lock Washer — Choke Bracket (No. 8-32 x 5/16).....	15-A99	1	1	1	1	1	1	1	1	1	1	-	1	1	1	1
17	Screw & Lock Washer — Governor Lever Clamp (No. 12-24 x 5/8).....	15-A296	1	-	1	-	1	1	-	1	1	1	-	1	-	-	1
18	Screw & Lock Washer — Throttle Lever Clamp.....	15-A296	-	-	-	-	-	-	-	-	-	-	-	-	1	1	-
19	Screw — Clevis Clamp (No. 10-24 x 5/8).....	15-A297	1	-	1	-	2	1	-	1	2	1	-	-	-	-	-
20	Gasket — Float Valve Seat.....	16-4	1	1	1	1	1	1	1	1	1	1	1	1	1	1	1
21	Gasket — Main Nozzle .....	16-28	-	-	-	-	-	-	-	-	-	1	-	-	-	-	-
		16-449	-	1	1	1	-	-	1	1	-	-	1	1	1	1	1
		16-456	-	-	-	-	-	-	-	-	1	-	-	-	-	-	-
		16-492	1	-	-	-	1	1	-	-	-	-	-	-	-	-	-

# CONTINENTAL — INDUSTRIAL

TSX-364 to TSX-465

CONTINENTAL			TSX-364	TSX-367	TSX-370-1	TSX-377	TSX-383	TSX-385	TSX-407	TSX-423	TSX-436	TSX-443	TSX-447	TSX-448	TSX-453	TSX-459	TSX-465
Ref. No.	Part Name	Marvel-Schebler Part No.															
22	Gasket — Power Adjusting Needle Seat & Bowl Plug	16-47	-	-	-	-	-	-	-	-	1	-	-	-	-	-	-
23	Gasket — Throttle Body to Bowl	16-80	-	1	1	1	-	-	1	1	-	1	1	1	1	1	1
		16-A12	1	-	-	-	1	1	-	-	-	-	-	-	-	-	-
		16-A41	-	-	-	-	-	-	-	-	1	-	-	-	-	-	-
24	Gasket — Power Adjusting Needle	†16-491	1	1	-	1	-	-	1	-	-	-	-	1	-	1	1
25	Spring — Choke Return	24-153	-	-	-	-	-	-	-	-	-	-	-	-	-	-	1
		24-213	1	-	-	-	-	1	-	-	-	-	-	-	-	-	-
		24-247	-	1	1	1	-	-	1	1	-	1	-	1	1	1	-
		24-A3	-	-	-	-	1	-	-	-	1	-	-	-	-	-	-
		24-A40	-	-	-	-	-	-	-	-	-	-	1	-	-	-	-
26	Spring — Throttle Stop Screw	24-262	1	1	1	1	1	1	1	1	1	1	1	1	1	1	-
		24-485	-	-	-	-	-	-	-	-	-	-	-	-	-	-	1
27	Spring — Idle Needle	24-265	-	-	-	-	-	1	-	-	-	-	-	-	-	-	-
		24-340	1	1	1	1	1	-	1	1	1	1	1	1	1	1	1
28	Spring — Governor Lever Tension	24-281	-	-	1	-	-	-	-	1	1	1	-	1	-	-	1
		24-A37	1	-	-	-	1	1	-	-	-	-	-	-	-	-	-
29	Spring — Choke Valve Flapper	24-292	1	-	-	-	1	1	-	-	-	-	-	-	-	-	-
		24-425	-	1	1	1	-	-	1	1	-	1	1	1	1	1	1
30	Spring — Power Adjusting Needle	†24-A1	1	1	-	1	-	-	1	-	-	-	-	1	-	1	1
31	Lever & Shaft Assy — Choke	26-653	-	-	-	-	1	-	-	-	-	-	-	-	-	-	-
31A	Lever & Shaft Assy — Choke	26-660	-	1	-	1	-	-	1	-	-	-	-	-	1	1	-
31	Lever & Shaft Assy — Choke	26-666	-	-	-	-	-	-	-	-	1	-	-	-	-	-	-
31B	Lever & Shaft Assy — Choke	26-729	-	-	1	-	-	-	1	-	1	-	1	-	-	-	-
31C	Lever & Shaft Assy — Choke	26-748	1	-	-	-	1	-	-	-	-	-	-	-	-	-	-
31B	Lever & Shaft Assy — Choke	26-778	-	-	-	-	-	-	-	-	-	-	1	-	-	-	-
31B	Lever & Shaft Assy — Choke	26-784	-	-	-	-	-	-	-	-	-	-	-	-	-	-	1
32	Valve Assy — Choke	27-539	-	1	1	1	-	-	1	1	-	1	1	1	1	1	1
32A	Valve Assy — Choke	27-540	-	-	-	-	-	-	-	-	1	-	-	-	-	-	-
32	Valve Assy — Choke	27-548	1	-	-	-	1	1	-	-	-	-	-	-	-	-	-
33	Swivel — Choke Lever	28-49	1	1	1	1	1	1	1	1	1	1	1	1	1	1	1
34	Clip — Choke Bracket	29-81	1	1	1	1	1	1	1	1	1	1	1	1	1	1	1
35	Bracket — Choke	29-86	-	-	-	-	-	-	-	-	-	-	-	-	-	-	1
		29-93	-	-	-	-	1	-	-	-	-	-	-	-	-	-	-
		29-95	1	-	-	-	-	1	-	-	-	-	-	-	-	-	-
		29-104	-	1	1	1	-	-	1	1	-	1	-	1	1	1	-
		29-123	-	-	-	-	-	-	-	-	1	-	-	-	-	-	-
36	Bracket Assy — Choke	29-350	-	-	-	-	-	-	-	-	-	-	-	-	-	-	1
		29-521	1	-	-	-	-	1	-	-	-	-	-	-	-	-	-
		29-524	-	-	-	-	1	-	-	-	-	-	-	-	-	-	-
		29-528	-	1	1	1	-	-	1	1	-	1	-	1	1	1	-
		29-538	-	-	-	-	-	-	-	-	1	-	-	-	-	-	-
37	Float & Lever Assy	30-600	-	1	1	1	-	-	1	1	-	1	1	1	1	1	1
		30-621	1	-	-	-	1	1	-	-	-	-	-	-	-	-	-
		30-631	-	-	-	-	-	-	-	-	1	-	-	-	-	-	-
38	Shaft — Float Lever	32-16	1	-	-	-	1	1	-	-	1	-	-	-	-	-	-
		32-27	-	1	1	1	-	-	1	1	-	1	1	1	1	1	1
39	Seat — Power Adjusting Needle	36-293	-	-	-	-	-	-	-	-	1	-	-	-	-	-	-
39A	Seat — Power Adjusting Needle	36-297	1	-	-	-	-	1	-	-	-	-	-	-	-	-	-

† for altitude adjustment for TSX-364.



CONTINENTAL			TSX-364	TSX-367	TSX-370-1	TSX-377	TSX-383	TSX-385	TSX-407	TSX-423	TSX-436	TSX-443	TSX-447	TSX-448	TSX-453	TSX-459	TSX-465
Ref. No.	Part Name	Marvel-Schebler Part No.															
40	Needle — Idle Adjusting	43-33	1	1	1	1	1	1	1	1	1	1	1	1	1	1	1
		43-58	1				1										
		43-144						1									
		43-159										1					1
41	Needle Assy — Power Adjusting (complete)	43-619		1		1			1						1		1
41	Needle Assy — Power Adjusting (complete)	†43-620	1														
41A	Needle, Seat, Packing & Retainer Assy — Power Adjusting	43-622									1						
42	Needle — Power Adjusting	43-134									1						
42A	Needle — Power Adjusting	43-627		1		1			1						1		1
		†43-631	1														
43	Packing — Throttle Shaft	44-27									1						
		44-35	1				2	1									
		44-63		1	1	1			1	1		1	1	1	1	1	1
44	Packing — Choke Shaft	44-38	1				1	1			1						
		44-39		1	1	1			1	1		1	1	1	1	1	1
45	Packing — Power Adjusting Needle	44-51									1						
46	Venturi (19/32" Diameter Throat)	46-424			1												
46A	Venturi (29/32" Diameter Throat)	46-438	1				1	1				1					
	(25/32" Diameter Throat)	46-457										1					
	(11/16" Diameter Throat)	46-467							1	1			1				
	(21/32" Diameter Throat)	46-473		1												1	
	(23/32" Diameter Throat)	46-476				1									1		1
	(7/8" Diameter Throat)	46-A11									1						
47	Nozzle — Main	47-199	1														
47	Nozzle — Main	47-316						1									
47A	Nozzle — Main	47-318									1						
47	Nozzle — Main	47-321					1										
47B	Nozzle — Main	47-326										1					
47	Nozzle — Main	47-589		1					1	1						1	1
		47-609			1	1								1	1		
		47-633															
		47-685															1
48	Jet — Idle	49-101-L		1		1			1	1	1		1				1
		49-165	1		1		1									1	
		49-285													1		
49	Jet — Economizer	49-145		1					1	1		1				1	1
		49-154	1														
		49-161				1									1		
		49-258											1				
		49-259					1				1						
50	Jet — Power	49-158		1												1	1
		49-188						1	1								
		49-196			1												
		49-204															1
		49-205	1														
		49-206				1								1			
		49-269								1			1				
51	Cup — Throttle Shaft	55-214	1					1									
		55-230		1	1	1			1	1		1	1	1	1	1	1
52	Retainer — Throttle Shaft Packing	55-216	1				2	1									
		55-231		1	1	1			1	1		1	1	1	1	1	1
		55-261									1						

† For altitude adjustment for TSX-364

# CONTINENTAL — INDUSTRIAL

TSX-364 to TSX-465

CONTINENTAL			TSX-364	TSX-367	TSX-370-1	TSX-377	TSX-383	TSX-385	TSX-407	TSX-423	TSX-436	TSX-443	TSX-447	TSX-448	TSX-453	TSX-459	TSX-465
Ref. No.	Part Name	Marvel-Schebler Part No.															
53	Retainer — Choke Shaft Packing	55-243	—	1	1	1	—	—	1	1	—	1	1	1	1	1	1
54	Retainer — Power Adjusting Needle Packing	55-285	—	—	—	—	—	—	—	—	1	—	—	—	—	—	—
55	Bushing — Governor Lever	60-257	—	—	1	—	—	—	—	1	—	1	—	1	—	—	1
		60-370	1	—	—	—	1	1	—	—	—	—	—	—	—	—	—
		60-487	—	—	—	—	—	—	—	—	1	—	—	—	—	—	—
56	Bushing — Throttle Shaft	60-260	2	—	—	—	2	2	—	—	—	—	—	—	—	—	—
57	Pin — Throttle Stop	62-167	1	1	1	1	1	1	1	1	—	1	1	1	1	1	1
58	Pin — Choke Stop	62-167	—	—	—	—	—	—	—	—	—	—	1	—	—	—	—
59	Plate — Numbering	(Specify TSX Number)	1	1	1	1	1	1	1	1	1	1	1	1	1	1	1
60	Elbow — Street, Bowl Drain (1/8 NPT)	69-1	—	—	—	—	—	—	—	—	—	—	—	1	—	—	—
61	Washer — Flat, Power Adjusting Needle	†78-299	1	1	—	1	—	—	1	—	—	—	—	1	—	1	—
62	Washer — Clevis Clamp	78-A4	1	—	1	—	1	1	—	1	2	1	—	—	—	—	—
63	Plug — Idle Drilling	80-171	—	1	1	—	—	—	1	1	1	1	1	1	1	1	1
64	Nut — Clevis Clamp (No. 10-24)	81-1	1	—	1	—	1	1	—	—	1	—	—	—	—	—	—
65	Pin — Cotter (Governor Spring Tension)	82-1	1	—	—	—	1	1	—	—	1	—	—	—	—	—	—
		82-14	—	—	1	—	—	—	—	—	1	—	—	1	—	—	1
66	Cotter — Hairpin (Choke Swivel)	82-16	1	1	1	1	1	1	1	1	1	1	1	1	1	1	1
67	Cock — Drain	87-3A	—	1	—	1	—	—	—	—	1	—	—	1	—	—	—
68	Strainer — Fuel Drain	95-78	1	1	1	1	1	1	1	1	1	1	1	1	1	1	1
69	Plug — Drain	99-7	1	—	1	—	1	1	1	1	—	1	1	—	1	1	1
70	Clevis Assy	121-501	—	—	—	—	—	—	—	—	2	—	—	—	—	—	—
		121-504	—	—	1	—	—	—	—	1	—	1	—	—	—	—	—
		121-511	1	—	—	—	1	1	—	—	—	—	—	—	—	—	—
71	Lever — Governor	155-335	—	—	—	—	—	1	—	—	—	—	—	—	—	—	—
72	Lever Assy — Governor	155-563	—	—	—	—	—	—	—	—	—	—	—	—	—	—	1
		155-565	—	—	1	—	—	—	—	1	—	1	—	1	—	—	—
		155-587	1	—	—	—	1	1	—	—	—	—	—	—	—	—	—
		155-602	—	—	—	—	—	—	—	—	1	—	—	—	—	—	—
73	Plug — Expansion	179-11	1	—	—	—	1	1	—	—	—	1	1	—	1	—	—
74	Ball — Numbering Plate	206-36	—	1	1	1	—	—	1	1	—	1	1	1	1	1	1
75	Throttle Body & Shaft Assy	(See Basic Subassy)	1	1	1	1	1	1	1	1	1	1	1	1	1	1	1
76	Valve & Seat Assy — Float	233-536	—	1	1	1	—	—	1	1	—	1	1	1	1	1	—
		233-543	1	—	—	—	1	1	—	—	1	—	—	—	—	—	—
		233-582	—	—	—	—	—	—	—	—	—	—	—	—	—	—	1

† for altitude adjustment for TSX-364.

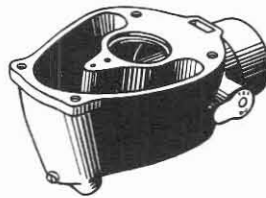
**CONTINENTAL — INDUSTRIAL CARBURETERS**

ISSUED APRIL 1957

Year	Model Application	Engine	Carbureter Number	Superseded By	Customer Part No.	◆ Repair Kit No.	§ Gasket Kit No.	Float Valve & Seat Assy
....	Massey-Harris (Toronto) No. 206350M1 .....	Cont. F-162	TSX-466	.....	F162F-412	286-966	16-667	233-543
....	F226 General Industrial.....	Cont. F-226	TSX-482	.....	F226F-264	286-967	16-594	233-543
....	F162 General Industrial.....	Cont. F-162	TSX-484	.....	F162F-287	286-968	16-634	233-536
....	General Industrial .....	Cont. F-162	TSX-492	.....	F162F-413	286-1018	16-667	233-543
....	F4-140, F4-162 Special.....	Cont. F4-140	TSX-525	.....	F140F-417	.....	16-635	233-536
....	Special Government .....	Cont. F-162	TSX-526	.....	F162F-415	286-1001	16-654	233-543
....	Elwell Parker GEP6.....	Cont. F-162	TSX-539	.....	F162F-417	286-1106	16-613	233-536
....	Industrial Power Unit.....	Cont. F-226	TSX-548	.....	F226F-201	286-1045	16-594	233-543
....	Industrial .....	Cont. F-162	TSX-556	.....	F162F-418	286-1094	16-613	233-536
....	Well Drilling Rig.....	Cont. Y-112	TSX-567	.....	Y112F-406	286-1046	16-613	233-536
....	Industrial .....	Cont. F-162	TSX-569	.....	F162F-422	286-1040	16-674	233-536
....	F162 Hyster Lift Truck.....	Cont. F-162	TSX-570	.....	F162F-365	286-1130	16-613	233-536
....	Industrial .....	Cont. F-145	TSX-589	.....	F145F-400	286-1057	16-613	233-536
....	Yale & Towne Lift Truck.....	Cont. F-124	TSX-595	.....	F124F-417	286-1073	16-613	233-536
....	General Industrial .....	Cont. F-162	TSX-602	.....	F162F-371	286-1118	16-667	233-543

◆ The repair kit includes a gasket kit and items indicated by bold numerals in the quantity column.

§ The flange gasket can be supplied separately. Specify the carbureter number when ordering.

**BASIC SUBASSEMBLIES**

CARBURETER BODY ASSY

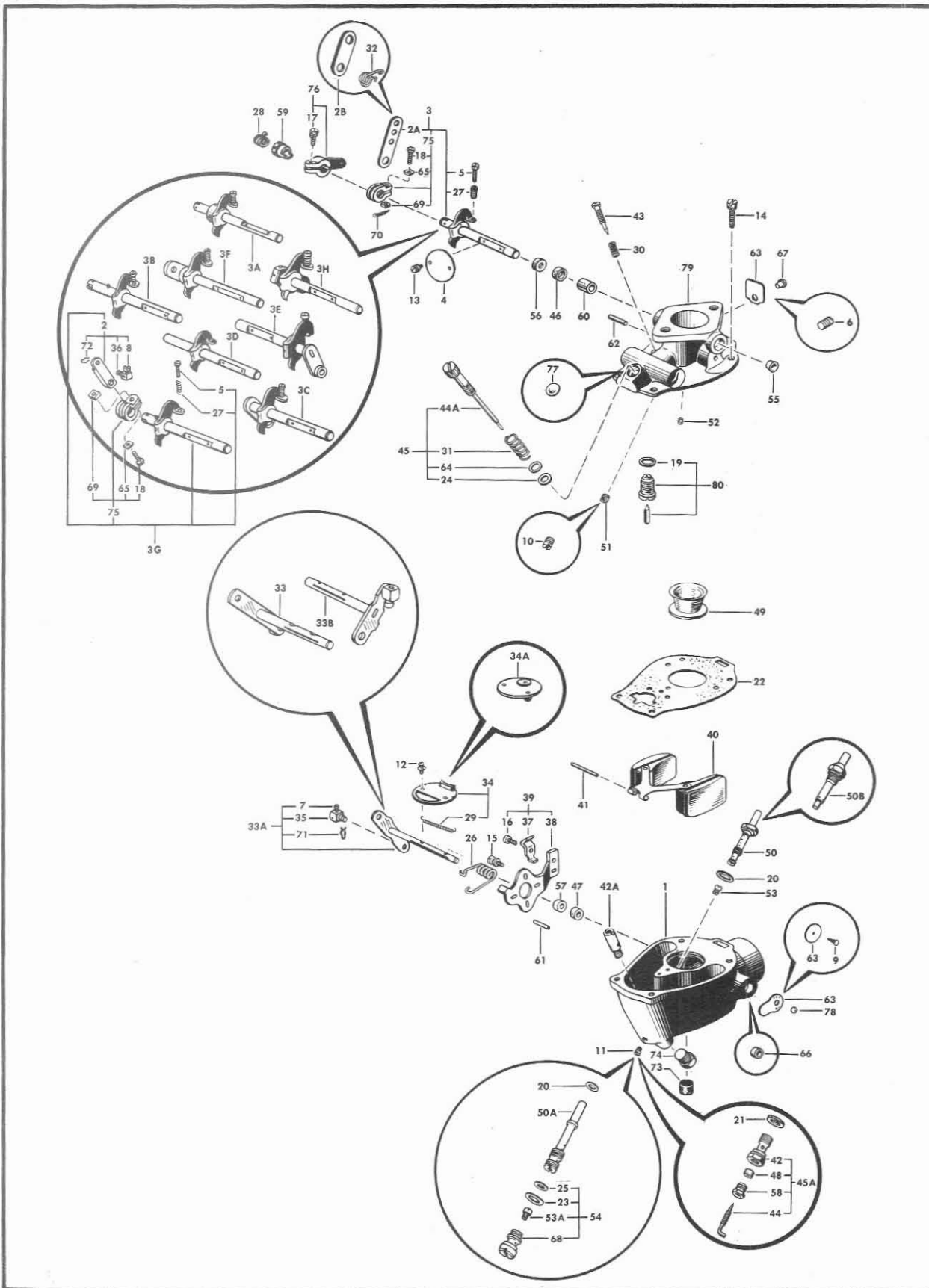
Carbureter Number	Marvel-Schebler Part Number
TSX-466	10-3501
TSX-482	10-3257
TSX-484	10-3538
TSX-492	10-3553
TSX-525	10-3622
TSX-526	10-3553
TSX-539	10-3656
TSX-548	10-3683
TSX-556	10-3785
TSX-567	10-3728
TSX-569	10-3724
TSX-570	10-4029
TSX-589	10-3784
TSX-595	10-3813
TSX-602	10-3553



THROTTLE BODY &amp; SHAFT ASSY

Carbureter Number	Marvel-Schebler Part Number
TSX-466	227-1255
TSX-482	227-1266
TSX-484	227-1261
TSX-492	227-1278
TSX-525	227-1299
TSX-526	227-1300
TSX-539	227-1350
TSX-548	227-1315
TSX-556	227-1347
TSX-567	227-1328
TSX-569	227-1331
TSX-570	227-1441
TSX-589	227-1346
TSX-595	227-1369
TSX-602	227-1352

**CONTINENTAL — INDUSTRIAL**  
 TSX-466 to TSX-602



Marvel-Schebler Products Division, Borg-Warner Corporation, Decatur, Illinois, U. S. A.

CONTINENTAL			TSX-466	TSX-482	TSX-484	TSX-492	TSX-525	TSX-526	TSX-539	TSX-548	TSX-556	TSX-567	TSX-569	TSX-570	TSX-589	TSX-595	TSX-602
Ref. No.	Part Name	Marvel-Schebler Part No.															
1	Body Assy — Carbureter . . . . .	(See Basic Subassy)	1	1	1	1	1	1	1	1	1	1	1	1	1	1	1
2	Lever Assy — Throttle, Loose . . . . .	12-942	-	-	-	-	1	-	-	-	-	-	-	-	-	-	-
2A	Lever — Throttle, Loose . . . . .	12-A14	-	-	-	-	-	-	-	-	1	-	-	-	-	-	-
2B	Lever — Throttle, Loose . . . . .	12-A156	-	-	-	-	-	1	-	-	-	-	2	-	-	-	-
3	Shaft, Stop & Lever Assy — Throttle . . . . .	13-780	-	-	-	-	-	-	-	-	1	-	-	-	-	-	-
3A	Shaft, Stop, & Collar Assy — Throttle . . . . .	13-818	-	-	-	1	-	-	-	-	-	-	-	-	-	-	-
3A	Shaft, Stop, & Collar Assy — Throttle . . . . .	13-819	-	1	-	-	-	-	1	-	-	-	-	-	-	-	-
3B	Shaft & Stop Assy — Throttle . . . . .	13-872	-	-	-	-	-	-	-	-	-	-	1	-	-	-	-
3C	Shaft, Stop, & Lever Assy — Throttle . . . . .	13-907	-	-	-	-	-	-	-	-	-	1	-	-	-	-	-
3D	Shaft & Stop Assy — Throttle . . . . .	13-955	-	-	-	-	-	1	-	-	-	-	-	-	-	-	-
3E	Shaft, Stop, & Lever Assy — Throttle . . . . .	13-1057	1	-	-	-	-	-	-	-	-	-	-	-	-	-	-
3B	Shaft & Stop Assy — Throttle . . . . .	13-1064	-	-	1	-	-	-	-	-	-	-	-	-	-	-	-
3A	Shaft, Stop, & Collar Assy — Throttle . . . . .	13-1074	-	-	-	1	-	-	-	-	-	-	-	-	-	-	-
3F	Shaft, Stop, & Lever Assy — Throttle . . . . .	13-1108	-	-	-	-	-	-	-	1	-	-	-	-	-	-	-
3G	Shaft, Stop, & Lever Assy — Throttle . . . . .	13-1122	-	-	-	-	1	-	-	-	-	-	-	-	-	-	-
3H	Shaft, Stop, & Lever Assy — Throttle . . . . .	13-1125	-	-	-	-	-	-	-	-	-	-	-	1	-	-	-
3E	Shaft, Stop, & Lever Assy — Throttle . . . . .	13-1129	-	-	-	-	-	-	-	-	-	-	-	-	-	-	1
3F	Shaft, Stop, & Lever Assy — Throttle . . . . .	13-1147	-	-	-	-	-	-	-	-	-	-	-	-	-	-	1
4	Valve — Throttle (22°) . . . . .	14-139	-	-	-	1	-	1	-	-	-	-	-	-	-	-	1
	(22°) . . . . .	14-163	-	1	-	-	-	-	1	-	-	-	-	-	-	-	-
	(15°) . . . . .	14-175	-	-	1	-	1	-	1	-	1	1	1	1	1	1	-
	(15°) . . . . .	14-225	1	-	-	-	-	-	-	-	-	-	-	-	-	-	-
5	Screw — Throttle Stop (No. 8-32 x 3/4) . . . . .	15-42	-	1	1	1	1	1	1	1	1	1	-	1	-	-	-
	(No. 8-32 x 5/8) . . . . .	15-118	1	-	-	-	-	-	-	-	-	-	1	-	1	1	1
6	Screw — Idle Drilling (Headless, 5/16-24) . . . . .	15-274	-	1	-	-	-	-	1	-	-	-	-	-	-	-	-
7	Screw — Choke Swivel (No. 8-32 x 5/16) . . . . .	15-285	1	1	1	1	1	1	1	1	1	1	1	1	1	1	1
8	Screw — Throttle Swivel (No. 8-32 x 5/16) . . . . .	15-285	-	-	-	-	1	-	-	-	-	-	-	-	-	-	1
9	Screw — Drive, Numbering Plate (No. 2 x 1/4) . . . . .	15-343	-	1	-	-	-	-	1	-	-	-	-	-	-	-	-
10	Screw — Drill Plug, Idle Channel . . . . .	15-392	-	-	1	-	1	-	1	-	1	1	1	1	1	1	-
11	Screw — Drill Plug, Nozzle Hole (No. 8-32) . . . . .	15-409	-	-	1	-	1	-	1	-	1	1	1	1	1	1	-
12	Screw & Lock Washer — Choke Valve (No. 6-32 x 1/4) . . . . .	15-483	2	2	-	2	-	2	-	2	-	-	-	-	-	-	2
	(No. 4-40 x 1/4) . . . . .	15-A91	-	-	2	-	2	-	2	-	2	2	2	2	2	2	-
13	Screw & Lock Washer — Throttle Valve (No. 6-32 x 1/4) . . . . .	15-483	2	2	-	2	-	2	-	2	-	-	-	-	-	-	2
	(No. 4-40 x 1/4) . . . . .	15-A91	-	-	2	-	2	-	2	-	2	2	2	2	2	2	-
14	Screw & Lock Washer — Throttle Body to Bowl (No. 12-24 x 5/8) . . . . .	15-A82	-	-	4	-	-	4	-	4	-	4	4	4	4	4	-
	(No. 12-24 x 3/4) . . . . .	15-A85	4	4	-	4	-	4	-	4	-	-	-	-	-	-	4
15	Screw & Lock Washer — Choke Bracket to Body (No. 8-32 x 3/8) . . . . .	15-A93	-	1	1	1	1	1	1	2	1	1	1	1	1	1	1
16	Screw & Lock Washer — Choke Bracket Clip (No. 8-32 x 5/16) . . . . .	15-A99	-	1	1	1	1	1	1	1	1	1	1	1	1	1	1
17	Screw & Lock Washer — Governor Lever Clamp (No. 12-24 x 5/8) . . . . .	15-A296	-	1	1	1	1	-	1	-	1	-	-	-	-	-	-
18	Screw — Clevis Clamp (No. 10-24 x 5/8) . . . . .	15-A297	-	-	-	-	-	1	1	-	-	1	-	2	-	-	-
19	Gasket — Float Valve Seat . . . . .	16-4	1	1	1	1	1	1	1	1	1	1	1	1	1	1	1
20	Gasket — Main Nozzle . . . . .	16-28	-	-	1	-	1	-	-	-	-	-	-	-	-	-	-
		16-449	-	-	-	-	-	-	1	-	1	1	1	1	1	1	-
		16-456	1	-	-	1	-	1	-	-	-	-	-	-	-	-	1
		16-492	-	1	-	-	-	-	-	1	-	-	-	-	-	-	-

**CONTINENTAL — INDUSTRIAL**

TSX-466 to TSX-602

<b>CONTINENTAL</b>																					
Ref. No.	Part Name	Marvel-Schebler Part No.	TSX-466	TSX-482	TSX-484	TSX-492	TSX-525	TSX-526	TSX-539	TSX-548	TSX-556	TSX-567	TSX-569	TSX-570	TSX-589	TSX-595	TSX-602				
21	Gasket — Power Adjusting Needle Seat & Bowl Plug . . . . .	16-47 . . . . .	-	-	-	-	-	1	-	-	-	-	-	-	-	-	-	-	-	-	
22	Gasket — Throttle Body to Bowl . . . . .	16-80 . . . . .	-	-	1	-	1	-	1	-	1	1	1	1	1	1	1	-	-	-	
		16-A12 . . . . .	-	1	-	-	-	-	-	-	1	-	-	-	-	-	-	-	-	-	-
		16-A41 . . . . .	1	-	-	1	-	1	-	-	-	-	-	-	-	-	-	-	-	-	1
23	Gasket — Nozzle Plug & Power Jet Retainer (Lower) . . . . .	16-294 . . . . .	1	-	-	1	-	-	-	-	-	-	-	-	-	-	-	-	-	1	
24	Gasket — Power Adjusting Needle . . . . .	‡16-491 . . . . .	-	1	1	-	1	-	-	1	-	-	-	-	-	-	-	-	-	1	
25	Gasket — Nozzle Plug & Power Jet Retainer (Upper) . . . . .	16-A152 . . . . .	1	-	-	1	-	-	-	-	-	-	-	-	-	-	-	-	-	1	
26	Spring — Choke Return . . . . .	24-213 . . . . .	-	1	-	1	-	1	-	1	-	-	-	-	-	-	-	-	-	1	
		24-247 . . . . .	-	-	1	-	1	-	1	-	1	1	1	1	1	1	1	1	-	-	-
		24-A107 . . . . .	1	-	-	-	-	-	-	-	-	-	-	-	-	-	-	-	-	-	-
27	Spring — Throttle Stop Screw . . . . .	24-262 . . . . .	1	1	1	1	1	1	1	1	1	1	-	1	-	-	-	-	-	1	
		24-485 . . . . .	-	-	-	-	-	-	-	-	-	-	-	-	1	-	1	1	-	-	-
28	Spring — Governor Lever Tension . . . . .	24-281 . . . . .	-	-	1	1	1	1	-	-	-	1	-	-	-	-	-	-	-	-	
		24-A37 . . . . .	-	1	-	-	-	-	-	-	1	-	-	-	-	-	-	-	-	-	-
29	Spring — Choke Valve Flapper . . . . .	24-292 . . . . .	-	1	-	-	-	-	-	1	-	-	-	-	-	-	-	-	-	-	
		24-425 . . . . .	-	-	1	-	1	-	1	-	1	1	1	1	1	1	1	1	-	-	-
30	Spring — Idle Needle . . . . .	24-340 . . . . .	1	1	1	1	1	1	1	1	1	1	1	1	1	1	1	1	1	1	
31	Spring — Power Adjusting Needle . . . . .	‡24-A1 . . . . .	-	1	1	-	1	-	-	1	-	-	-	-	-	-	-	-	-	-	
32	Spring — Governor Lever Return . . . . .	24-A81 . . . . .	-	-	-	-	-	-	1	-	-	-	-	1	-	-	-	-	-	-	
33	Shaft & Lever Assy — Choke . . . . .	26-728 . . . . .	-	1	-	1	-	1	-	1	-	-	-	-	-	-	-	-	-	1	
33A	Shaft & Lever Assy — Choke . . . . .	26-729 . . . . .	-	-	1	-	1	-	-	-	-	1	1	-	-	-	-	-	-	-	
33A	Shaft & Lever Assy — Choke . . . . .	26-757 . . . . .	-	-	-	-	-	-	1	-	1	-	-	1	1	1	-	-	-	-	
33B	Shaft & Lever Assy — Choke . . . . .	26-779 . . . . .	1	-	-	-	-	-	-	-	-	-	-	-	-	-	-	-	-	-	
34	Valve Assy — Choke . . . . .	27-539 . . . . .	-	-	1	-	1	-	1	-	1	1	1	1	1	1	-	-	-	-	
34A	Valve Assy — Choke . . . . .	27-540 . . . . .	1	-	-	1	-	1	-	-	-	-	-	-	-	-	-	-	-	1	
34	Valve Assy — Choke . . . . .	27-548 . . . . .	-	1	-	-	-	-	-	1	-	-	-	-	-	-	-	-	-	-	
35	Swivel — Choke Lever . . . . .	28-49 . . . . .	1	1	1	1	1	1	1	1	1	1	1	1	1	1	1	1	1	1	
36	Swivel — Throttle Lever . . . . .	28-110 . . . . .	-	-	-	-	-	1	-	-	-	-	-	-	-	-	-	-	-	-	
37	Clip — Choke Bracket . . . . .	29-81 . . . . .	-	1	1	1	1	1	1	1	1	1	1	1	1	1	1	1	1	1	
38	Bracket — Choke . . . . .	29-95 . . . . .	-	1	-	-	-	-	-	1	-	-	-	-	-	-	-	-	-	-	
		29-104 . . . . .	-	-	1	-	1	-	1	-	1	1	1	1	1	1	1	-	-	-	-
		29-124 . . . . .	-	-	-	1	-	1	-	-	-	-	-	-	-	-	-	-	-	-	1
39	Bracket Assy — Choke . . . . .	29-521 . . . . .	-	1	-	-	-	-	-	1	-	-	-	-	-	-	-	-	-	-	
		29-528 . . . . .	-	-	1	-	1	-	1	-	1	1	1	1	1	1	1	-	-	-	-
		29-537 . . . . .	-	-	-	1	-	1	-	-	-	-	-	-	-	-	-	-	-	-	1
40	Float & Lever Assy . . . . .	30-600 . . . . .	-	-	1	-	1	-	1	-	1	1	1	1	1	1	-	-	-	-	
		30-621 . . . . .	-	1	-	-	-	-	-	-	1	-	-	-	-	-	-	-	-	-	-
		30-631 . . . . .	1	-	-	1	-	1	-	-	-	-	-	-	-	-	-	-	-	-	1
41	Shaft — Float Lever . . . . .	32-16 . . . . .	1	1	-	1	-	1	-	1	-	-	-	-	-	-	-	-	-	1	
		32-27 . . . . .	-	-	1	-	1	-	1	-	1	1	1	1	1	1	1	-	-	-	-
42	Seat — Power Adjusting Needle . . . . .	36-293 . . . . .	-	-	-	-	-	1	-	-	-	-	-	-	-	-	-	-	-	-	
42A	Seat — Power Adjusting Needle . . . . .	36-297 . . . . .	-	1	-	-	-	-	-	1	-	-	-	-	-	-	-	-	-	-	
43	Needle — Idle Adjusting . . . . .	43-33 . . . . .	1	-	-	1	-	1	-	-	-	-	-	-	-	-	-	-	-	1	
		43-58 . . . . .	-	1	-	-	-	-	-	-	1	-	-	-	-	-	-	-	-	-	-
		43-159 . . . . .	-	-	1	-	1	-	1	-	1	1	1	1	1	1	1	-	-	-	-
44	Needle — Power Adjusting . . . . .	43-134 . . . . .	-	-	-	-	-	1	-	-	-	-	-	-	-	-	-	-	-	-	

‡ For altitude adjustment for TSX-482, TSX-484, TSX-548, TSX-595.



CONTINENTAL			TSX-466	TSX-482	TSX-484	TSX-492	TSX-525	TSX-526	TSX-539	TSX-548	TSX-556	TSX-567	TSX-569	TSX-570	TSX-589	TSX-595	TSX-602	
Ref. No.	Part Name	Marvel-Schebler Part No.																
44A	Needle Assy — Power Adjusting . . . . .	†43-627 . . . . .	-	-	1	-	1	-	-	-	-	-	-	-	-	-	1	-
44A	Needle Assy — Power Adjusting . . . . .	††43-631 . . . . .	-	1	-	-	-	-	-	1	-	-	-	-	-	-	-	-
45	Needle Assy — Power Adjusting (complete) . . . . .	†43-619 . . . . .	-	-	1	-	1	-	-	-	-	-	-	-	-	-	1	-
45	Needle Assy — Power Adjusting (complete) . . . . .	††43-620 . . . . .	-	1	-	-	-	-	-	1	-	-	-	-	-	-	-	-
45A	Needle, Seat, Packing & Retainer Assy — Power Adjusting . . . . .	43-622 . . . . .	-	-	-	-	-	1	-	-	-	-	-	-	-	-	-	-
46	Packing — Throttle Shaft . . . . .	44-27 . . . . .	1	-	-	1	-	1	-	-	-	-	-	-	-	-	-	-
		44-35 . . . . .	-	1	-	-	-	-	-	1	-	-	-	-	-	-	-	-
		44-63 . . . . .	-	-	1	-	1	-	1	-	1	1	1	1	1	1	1	-
		44-68 . . . . .	-	-	-	-	-	-	-	-	-	-	-	-	-	-	-	1
47	Packing — Choke Shaft . . . . .	44-38 . . . . .	1	1	-	1	-	1	-	1	-	-	-	-	-	-	-	1
		44-39 . . . . .	-	-	1	-	1	-	1	-	1	1	1	1	1	1	1	-
48	Packing — Power Adjusting Needle . . . . .	44-51 . . . . .	-	-	-	-	-	1	-	-	-	-	-	-	-	-	-	-
49	Venturi (29/32" Diameter Throat) . . . . .	46-438 . . . . .	-	1	-	-	-	-	-	1	-	-	-	-	-	-	-	-
	(25/32" Diameter Throat) . . . . .	46-457 . . . . .	-	-	1	-	1	-	1	-	1	1	1	1	1	1	1	-
	(7/8" Diameter Throat) . . . . .	46-A11 . . . . .	1	-	-	1	-	1	-	-	-	-	-	-	-	-	-	1
50	Nozzle — Main . . . . .	47-199 . . . . .	-	1	-	-	-	-	-	1	-	-	-	-	-	-	-	-
50A	Nozzle — Main . . . . .	47-220 . . . . .	1	-	-	-	-	-	-	-	-	-	-	-	-	-	-	-
50B	Nozzle — Main . . . . .	47-326 . . . . .	-	-	1	-	1	-	-	-	-	-	-	-	-	-	-	-
50A	Nozzle — Main . . . . .	47-341 . . . . .	-	-	-	1	-	1	-	-	-	-	-	-	-	-	-	1
50	Nozzle — Main . . . . .	47-731 . . . . .	-	-	-	-	-	-	1	-	1	1	1	1	1	1	1	-
51	Jet — Idle . . . . .	49-101-L . . . . .	1	-	-	1	-	1	-	-	-	-	-	-	-	-	-	1
		49-165 . . . . .	-	1	-	-	-	-	-	1	-	-	-	-	-	-	-	-
		49-363 . . . . .	-	-	-	-	-	-	1	-	1	1	1	1	1	1	1	-
52	Jet — Economizer . . . . .	49-145 . . . . .	-	-	1	-	1	-	-	-	-	-	-	-	-	-	-	-
		49-154 . . . . .	-	1	-	-	-	-	-	1	-	-	-	-	-	-	-	-
		49-207 . . . . .	1	-	-	-	-	-	-	-	-	-	-	-	-	-	-	-
		49-258 . . . . .	-	-	-	1	-	1	-	-	-	-	-	-	-	-	-	1
53	Jet — Power . . . . .	49-178 . . . . .	-	-	-	-	-	-	1	-	1	1	1	1	1	1	1	-
53A	Jet — Power . . . . .	49-188 . . . . .	-	-	-	1	-	-	-	-	-	-	-	-	-	-	-	1
53	Jet — Power . . . . .	49-205 . . . . .	-	1	-	-	-	-	-	-	-	-	-	-	-	-	-	-
53A	Jet — Power . . . . .	49-261 . . . . .	1	-	-	-	-	-	-	-	-	-	-	-	-	-	-	-
		49-301 . . . . .	-	-	-	-	-	-	-	1	-	-	-	-	-	-	-	-
54	Nozzle Plug, Power Jet & Gasket Assy . . . . .	49-512 . . . . .	1	-	-	-	-	-	-	-	-	-	-	-	-	-	-	-
		49-514 . . . . .	-	-	-	1	-	-	-	-	-	-	-	-	-	-	-	1
55	Cup — Throttle Shaft . . . . .	55-214 . . . . .	-	1	-	-	-	-	-	1	-	-	-	-	-	-	-	1
		55-230 . . . . .	-	-	1	-	1	-	1	-	1	1	1	1	1	1	1	-
		55-358 . . . . .	1	-	-	1	-	1	-	-	-	-	-	-	-	-	-	-
56	Retainer — Throttle Shaft Packing . . . . .	55-216 . . . . .	-	1	-	-	-	-	-	1	-	-	-	-	-	-	-	-
		55-231 . . . . .	-	-	1	-	1	-	1	-	1	1	1	1	1	1	1	-
		55-261 . . . . .	1	-	-	1	-	1	-	-	-	-	-	-	-	-	-	1
57	Retainer — Choke Shaft Packing . . . . .	55-231 . . . . .	1	-	-	-	-	-	-	-	-	-	-	-	-	-	-	-
		55-243 . . . . .	-	-	1	-	1	-	1	-	1	1	1	1	1	1	1	-
58	Retainer — Power Adjusting Needle Packing . . . . .	55-285 . . . . .	-	-	-	-	-	1	-	-	-	-	-	-	-	-	-	-
59	Bushing — Governor Lever . . . . .	60-257 . . . . .	-	-	1	-	1	-	-	-	1	-	-	-	-	-	-	-
		60-370 . . . . .	-	-	-	-	-	-	-	1	-	-	-	-	-	-	-	-
		60-487 . . . . .	-	-	-	1	-	1	-	-	-	-	-	-	-	-	-	-
60	Bushing — Throttle Shaft . . . . .	60-260 . . . . .	-	2	-	-	-	-	-	2	-	-	-	-	-	-	-	-
		60-A51 . . . . .	-	-	-	-	-	-	-	-	-	-	-	-	-	-	-	2
61	Pin — Choke Stop . . . . .	62-167 . . . . .	1	-	-	-	-	-	-	-	-	-	-	-	-	-	-	-

† For altitude adjustment for TSX-484, TSX-595.

†† For altitude adjustment for TSX-482, TSX-548.

# CONTINENTAL — INDUSTRIAL

TSX-466 to TSX-602

CONTINENTAL			TSX-466	TSX-482	TSX-484	TSX-492	TSX-525	TSX-526	TSX-539	TSX-548	TSX-556	TSX-567	TSX-569	TSX-570	TSX-589	TSX-595	TSX-602
Ref. No.	Part Name	Marvel-Schebler Part No.															
62	Pin — Throttle Stop	62-167	-	1	1	-	1	-	1	1	1	1	1	1	1	1	1
63	Plate — Numbering	(Specify TSX Number)	1	1	1	1	1	1	1	1	1	1	1	1	1	1	1
64	Washer — Flat, Power Adjusting Needle	‡78-299	-	1	1	-	1	-	1	-	-	-	-	-	-	-	-
65	Washer — Clevis Clamp	78-A4	-	-	-	-	-	1	2	-	-	1	-	1	-	-	-
66	Plug — Choke Shaft Hole	80-169	-	-	-	1	-	1	-	-	-	-	-	-	-	-	-
67	Plug — Idle Drilling	80-171	1	-	1	1	1	1	1	1	-	1	1	1	1	1	1
68	Retainer — Nozzle Plug & Power Jet	80-187	1	-	-	1	-	-	-	-	-	-	-	-	-	-	-
69	Nut — Clevis Clamp (No. 10-24)	81-1	-	-	-	-	-	1	2	-	-	1	-	1	-	-	-
70	Pin — Cotter (Governor Spring Tension)	82-1	-	1	-	-	-	-	-	1	-	-	-	-	-	-	-
		82-14	-	-	1	1	1	1	-	-	-	1	-	-	-	-	-
71	Cotter — Hairpin (Choke Swivel)	82-16	1	1	1	1	1	1	1	1	1	1	1	1	1	1	1
72	Cotter — Hairpin (Throttle Swivel)	82-16	-	-	-	-	-	1	-	-	-	-	-	-	-	-	-
73	Strainer — Fuel Drain	95-78	1	1	1	1	1	1	1	1	1	1	1	1	1	1	1
74	Plug — Drain	99-7	1	1	1	1	1	1	1	1	1	1	1	1	1	1	1
75	Clevis Assy	121-501	-	-	-	-	-	1	-	-	-	-	-	-	-	-	-
		121-504	-	-	-	-	-	-	1	-	-	1	-	1	-	-	-
		121-508	-	-	-	-	-	-	1	-	-	-	-	-	-	-	-
76	Lever Assy — Governor	155-565	-	-	-	1	1	-	-	-	-	1	-	-	-	-	-
		155-566	-	-	-	-	-	-	-	1	-	-	-	-	-	-	-
		155-598	-	-	1	-	-	-	-	-	-	-	-	-	-	-	-
		155-599	-	1	-	-	-	-	-	-	-	-	-	-	-	-	-
		155-602	-	-	-	-	-	1	-	-	-	-	-	-	-	-	-
77	Plug — Expansion	179-11	-	1	1	-	-	-	1	1	1	1	1	1	1	1	1
78	Ball — Numbering Plate	206-36	-	-	1	-	1	-	1	-	1	1	1	1	1	1	1
79	Throttle Body & Shaft Assy	(See Basic Subassy)	1	1	1	1	1	1	1	1	1	1	1	1	1	1	1
80	Valve & Seat Assy — Float	233-536	-	-	1	-	1	-	1	-	1	1	1	1	1	1	1
		233-543	1	1	-	1	-	1	-	1	-	-	-	-	-	-	1

‡ For altitude adjustment for TSX-482, TSX-484, TSX-548, TSX-595.





# CONTINENTAL — INDUSTRIAL CARBURETERS

ISSUED APRIL 1957

Year	Model Application	Engine	Carbureter Number	Superseded By	Customer Part No.	◆ Repair Kit No.	§ Gasket Kit No.	Float Valve & Seat Assy
....	Joy Air Compressor.....	Cont. F-226	<b>TSX-609</b>	.....	F226F-436	286-1160	16-594	233-543
....	Schild-Bantam Dragline Bucket or Shovel.....	Cont. F-186	<b>TSX-629</b>	.....	F186F-405	286-1090	16-594	233-543
....	General Industrial.....	Cont. F-162	<b>TSX-639</b>	.....	F162F-382	286-1165	16-667	233-543
....	Combine & Power Unit.....	Cont. F-244	<b>TSX-640</b>	.....	F224F-406	286-1103	16-594	233-543
....	Jaeger Air Compressor.....	Cont. F-226	<b>TSX-647</b>	TSX-659	F226F-439	.....	16-594	233-543
....	General Industrial.....	Cont. F-140	<b>TSX-656</b>	.....	F140F-420	286-1145	16-634	233-536
....	Jaeger Air Compressor.....	Cont. F6-226	<b>TSX-659</b>	.....	F226F-439	286-1109	16-594	233-543
....	Power Unit .....	Cont. F-209	<b>TSX-666</b>	.....	F209F-410	286-1138	16-594	233-543
....	Power Unit .....	Cont. F-209	<b>TSX-666-1</b>	.....	F209F-411	286-1138	16-594	233-543
....	General Industrial.....	Cont. F-162	<b>TSX-669</b>	.....	F162F-445	286-1148	16-594	233-543
....	Ingersoll-Rand 60 Ft. Compressor .....	Cont. F-162	<b>TSX-671</b>	.....	F162F-314	286-1155	16-592	233-582
....	Jaeger No. 66209-1.....	Cont. B-427	<b>TSX-677-1</b>	.....	B427F-423	286-1153	16-594	233-543
....	General Industrial.....	Cont. F-226	<b>TSX-685</b>	.....	F226F-443	286-1150	16-594	233-543
....	General Industrial.....	Cont. Y-112	<b>TSX-691</b>	.....	Y112F-324	286-1151	16-592	233-536

◆ The repair kit includes a gasket kit and items indicated by bold numerals in the quantity column.  
 § The flange gasket can be supplied separately. Specify the carbureter number when ordering.

## BASIC SUBASSEMBLIES



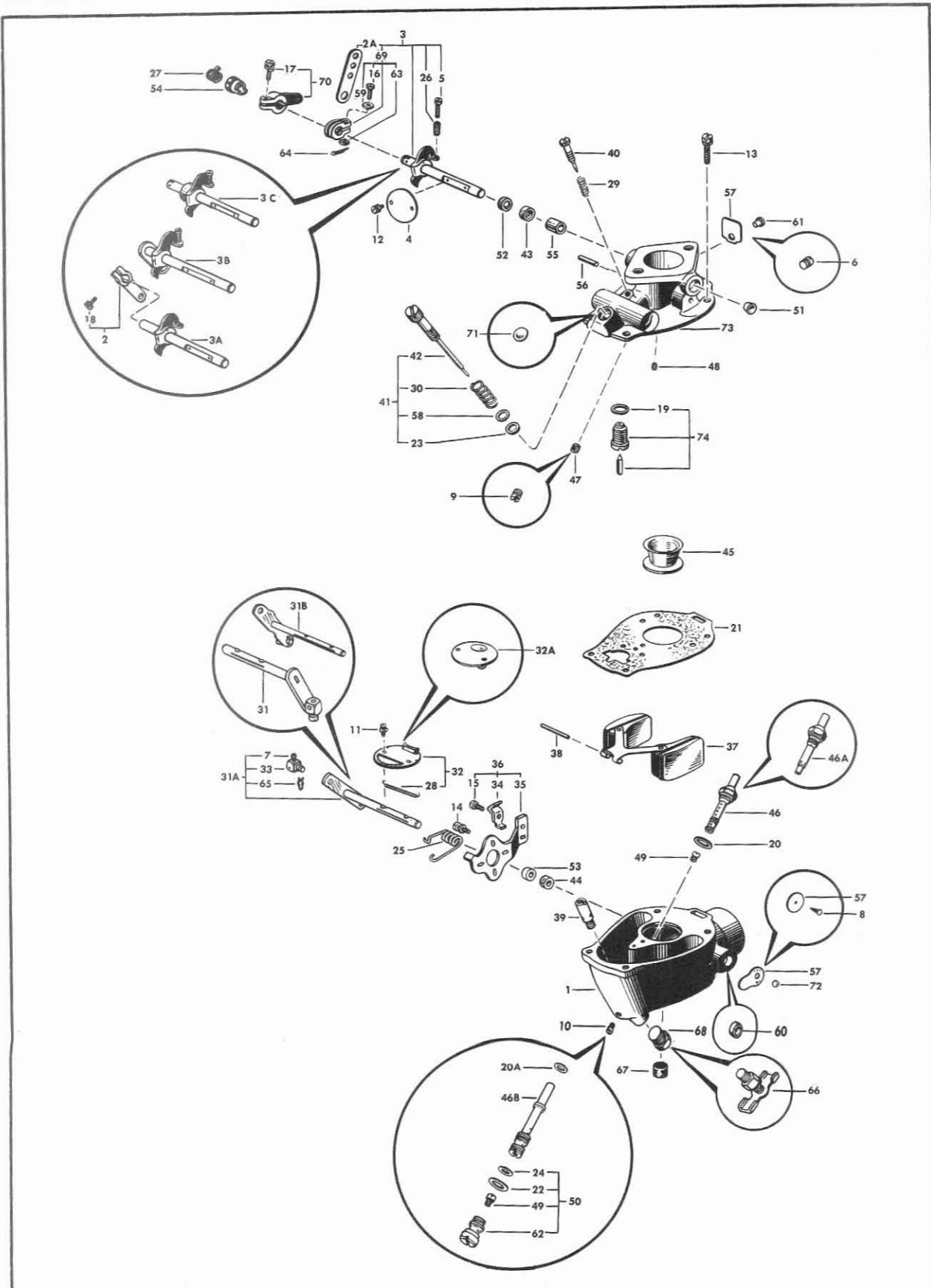
### CARBURETER BODY ASSY

Carbureter Number	Marvel-Schebler Part Number
TSX-609	10-3222
TSX-629	10-3257
TSX-639	10-3553
TSX-640	10-3806
TSX-647	10-3219
TSX-656	10-3940
TSX-659	10-3949
TSX-666	10-3257
TSX-666-1	10-3222
TSX-669	10-3222
TSX-671	10-4044
TSX-677-1	10-3011
TSX-685	10-3683
TSX-691	10-4051

### THROTTLE BODY & SHAFT ASSY

Carbureter Number	Marvel-Schebler Part Number
TSX-609	227-1361
TSX-629	227-1382
TSX-639	227-1393
TSX-640	227-1396
TSX-647	227-1397
TSX-656	227-1416
TSX-659	227-1418
TSX-666	227-1431
TSX-666-1	227-1459
TSX-669	227-1445
TSX-671	227-1256
TSX-677-1	227-1449
TSX-685	227-1453
TSX-691	227-1464

**CONTINENTAL — INDUSTRIAL**  
 TSX-609 to TSX-691



Marvel-Schebler Products Division, Borg-Warner Corporation, Decatur, Illinois, U. S. A.

CONTINENTAL			TSX-609	TSX-629	TSX-639	TSX-640	TSX-647	TSX-656	TSX-659	TSX-666	TSX-666-1	TSX-669	TSX-671	TSX-677-1	TSX-685	TSX-691
Ref. No.	Part Name	Marvel-Schebler Part No.														
1	Body Assy — Carbureter . . . . .	(See Basic Subassy)	1	1	1	1	1	1	1	1	1	1	1	1	1	1
2	Lever Assy — Throttle, Loose . . . . .	12-951	-	1	-	-	-	-	-	-	-	-	-	-	-	-
2A	Lever — Throttle, Loose . . . . .	12-A14	-	-	-	-	-	-	-	-	-	-	-	-	-	1
		12-A155	-	-	-	-	-	-	-	-	-	-	-	-	-	1
		12-A209	1	-	-	-	-	-	-	-	-	1	-	-	-	-
		12-A304	-	-	-	-	-	1	-	-	-	-	-	-	-	-
3	Shaft, Stop, & Lever Assy — Throttle . . . . .	13-780	-	-	-	-	-	-	-	-	-	-	-	-	-	1
3	Shaft, Stop, & Lever Assy — Throttle . . . . .	13-992	-	-	-	-	-	-	-	-	-	-	-	-	-	1
3	Shaft, Stop, & Lever Assy — Throttle . . . . .	13-1064	-	-	-	-	-	-	-	-	-	1	-	-	-	-
3A	Shaft, Stop, & Lever Assy — Throttle . . . . .	13-1121	-	1	-	-	-	-	-	-	-	-	-	-	-	-
3A	Shaft, Stop, & Collar Assy — Throttle . . . . .	13-1136	1	-	-	-	-	-	-	-	-	1	-	-	-	-
3B	Shaft, Stop, & Lever Assy — Throttle . . . . .	13-1167	-	-	1	-	-	-	-	-	-	-	-	-	-	-
3C	Shaft, Stop, & Collar Assy — Throttle . . . . .	13-1169	-	-	-	1	-	-	-	-	-	-	-	-	-	-
3B	Shaft, Stop, & Lever Assy — Throttle . . . . .	13-1184	-	-	-	-	-	1	-	-	-	-	-	-	-	-
3	Shaft, Stop, & Lever Assy — Throttle . . . . .	13-1197	-	-	-	-	-	-	-	1	1	-	-	-	-	-
3C	Shaft, Stop, & Collar Assy — Throttle . . . . .	13-1205	-	-	-	-	1	-	1	-	-	-	-	1	-	-
4	Valve — Throttle (22°) . . . . .	14-139	-	-	1	-	-	-	-	-	-	-	-	-	-	-
	(22°) . . . . .	14-163	1	1	-	1	1	-	1	1	1	1	-	1	1	-
	(15°) . . . . .	14-175	-	-	-	-	-	1	-	-	-	-	1	-	-	1
5	Screw — Throttle Stop (No. 8-32 x 3/4) . . . . .	15-42	1	1	1	-	-	1	-	1	1	1	1	-	1	1
	(No. 8-32 x 7/8) . . . . .	15-85	-	-	-	1	-	-	-	-	-	-	-	-	-	-
	(No. 8-32 x 3/4 Special Head) . . . . .	15-A13	-	-	-	-	1	-	1	-	-	-	-	1	-	-
6	Screw — Idle Drilling (Headless, 5/16-24) . . . . .	15-274	1	1	-	1	1	-	1	1	1	1	-	1	1	-
7	Screw — Choke Swivel (No. 8-32 x 5/16) . . . . .	15-285	1	1	1	1	1	1	1	1	1	1	1	1	1	1
8	Screw — Drive, Numbering Plate (No. 2 x 1/4) . . . . .	15-343	1	1	-	1	1	-	1	1	1	1	-	1	1	-
9	Screw — Drill Plug, Idle Channel . . . . .	15-392	-	-	-	-	-	1	-	-	-	-	1	-	-	-
10	Screw — Drill Plug, Nozzle Hole (No. 8-32) . . . . .	15-409	-	-	-	-	-	1	-	-	-	-	1	-	-	1
11	Screw & Lock Washer — Choke Valve (No. 6-32 x 1/4) . . . . .	15-483	2	2	2	2	2	-	2	2	2	2	-	2	2	-
	(No. 4-40 x 1/4) . . . . .	15-A91	-	-	-	-	-	2	-	-	-	-	2	-	-	2
12	Screw & Lock Washer — Throttle Valve (No. 6-32 x 1/4) . . . . .	15-483	2	2	2	2	2	-	2	2	2	2	-	2	2	-
	(No. 4-40 x 1/4) . . . . .	15-A91	-	-	-	-	-	2	-	-	-	-	2	-	-	2
13	Screw & Lock Washer — Throttle Body to Bowl (No. 12-24 x 5/8) . . . . .	15-A82	-	-	-	-	-	4	-	-	-	-	4	-	-	4
	(No. 12-24 x 3/4) . . . . .	15-A85	4	4	4	4	4	-	4	4	4	4	-	4	4	-
14	Screw & Lock Washer — Choke Bracket to Body (No. 8-32 x 3/8) . . . . .	15-A93	2	2	1	2	2	1	2	2	2	2	1	2	2	1
15	Screw & Lock Washer — Choke Bracket (No. 8-32 x 5/16) . . . . .	15-A99	1	1	1	1	1	1	1	1	1	1	1	1	1	1
16	Screw — Clevis Clamp (No. 10-24 x 5/8) . . . . .	15-A297	1	-	-	-	-	1	-	-	-	1	-	-	1	1
17	Screw & Lock Washer — Governor Lever Clamp (No. 12-24 x 5/8) . . . . .	15-A296	1	-	-	1	1	1	1	-	-	1	1	1	1	-
18	Screw & Lock Washer — Throttle Lever Clamp (No. 12-24 x 5/8) . . . . .	15-A296	-	1	-	-	-	-	-	-	-	-	-	-	-	1
19	Gasket — Float Valve Seat . . . . .	16-4	1	1	1	1	1	1	1	1	1	1	1	1	1	1
20	Gasket — Main Nozzle . . . . .	16-28	-	-	-	-	-	1	-	-	-	-	-	-	-	-
20	Gasket — Main Nozzle . . . . .	16-449	-	-	-	-	-	-	-	-	-	-	1	-	-	1
20A	Gasket — Main Nozzle . . . . .	16-456	-	-	1	-	-	-	-	-	-	-	-	-	-	-
20	Gasket — Main Nozzle . . . . .	16-492	1	1	-	1	1	-	1	1	1	1	-	1	1	-

**CONTINENTAL — INDUSTRIAL**

TSX-609 to TSX-691

<b>CONTINENTAL</b>			TSX-609	TSX-629	TSX-639	TSX-640	TSX-647	TSX-656	TSX-659	TSX-666	TSX-666-1	TSX-669	TSX-671	TSX-677-1	TSX-685	TSX-691	
Ref. No.	Part Name	Marvel-Schebler Part No.															
21	Gasket — Throttle Body to Bowl.....	16-80.....	-	-	-	-	-	1	-	-	-	-	1	-	-	1	
		16-A12.....	1	1	-	1	1	-	1	1	1	1	-	1	1	-	
		16-A41.....	-	-	1	-	-	-	-	-	-	-	-	-	-	-	-
22	Gasket — Nozzle Plug & Power Jet Retainer (Lower).....	16-294.....	-	-	1	-	-	-	-	-	-	-	-	-	-	-	
		†15-491.....	1	1	-	1	-	-	-	1	1	1	1	1	1	1	1
24	Gasket — Nozzle Plug & Power Jet Retainer (Upper).....	16-A152.....	-	-	1	-	-	-	-	-	-	-	-	-	-	-	
		24-153.....	-	-	-	-	-	-	-	-	-	-	1	-	-	-	
		24-213.....	1	1	1	1	-	-	-	1	1	1	-	-	-	1	-
		24-247.....	-	-	-	-	-	-	1	-	-	-	-	-	-	-	1
25	Spring — Choke Return.....	24-A3.....	-	-	-	-	1	1	-	-	-	-	-	1	-	-	
		24-262.....	1	1	1	1	1	1	1	1	1	1	1	1	1	1	1
		24-281.....	-	-	-	-	-	1	-	-	-	-	1	-	-	-	1
27	Spring — Governor Lever Tension.....	24-A37.....	1	-	-	1	1	-	1	-	-	1	-	1	1	-	
		24-292.....	1	1	-	1	1	-	1	1	1	1	-	1	1	-	-
28	Spring — Choke Valve Flapper.....	24-425.....	-	-	-	-	-	1	-	-	-	-	1	-	-	1	
		24-340.....	1	1	1	1	1	1	1	1	1	1	1	1	1	1	1
30	Spring — Power Adjusting Needle.....	†24-A1.....	1	1	-	1	-	-	-	1	1	1	1	1	1	1	
31	Lever & Shaft Assy — Choke.....	26-653.....	-	-	-	-	1	-	1	-	-	-	-	1	-	-	
31	Lever & Shaft Assy — Choke.....	26-667.....	-	-	-	-	-	-	-	-	1	-	-	-	-	-	
31A	Lever & Shaft Assy — Choke.....	26-728.....	1	1	1	1	-	-	-	-	-	1	-	-	-	-	
31B	Lever & Shaft Assy — Choke.....	26-729.....	-	-	-	-	-	1	-	-	-	-	-	-	-	-	
31A	Lever & Shaft Assy — Choke.....	26-748.....	-	-	-	-	-	-	-	1	-	-	-	-	1	-	
31A	Lever & Shaft Assy — Choke.....	26-757.....	-	-	-	-	-	-	-	-	-	-	-	-	-	1	
31A	Lever & Shaft Assy — Choke.....	26-784.....	-	-	-	-	-	-	-	-	-	-	1	-	-	-	
32	Valve Assy — Choke.....	27-539.....	-	-	-	-	-	1	-	-	-	-	1	-	-	1	
32A	Valve Assy — Choke.....	27-540.....	-	-	1	-	-	-	-	-	-	-	-	-	-	-	
32	Valve Assy — Choke.....	27-548.....	1	1	-	1	1	-	1	1	1	1	-	1	1	-	
33	Swivel — Choke Lever.....	28-49.....	1	1	1	1	1	1	1	1	1	1	1	1	1	1	
34	Clip — Choke Bracket.....	29-81.....	1	1	1	1	1	1	1	1	1	1	1	1	1	1	
35	Bracket — Choke.....	29-86.....	-	-	-	-	-	-	-	-	-	-	1	-	-	-	
		29-93.....	-	-	-	-	1	-	1	-	-	-	-	1	-	-	
		29-95.....	1	1	-	1	-	-	-	1	1	1	-	-	1	-	-
		29-104.....	-	-	-	-	-	1	-	-	-	-	-	-	-	-	1
		29-124.....	-	-	1	-	-	-	-	-	-	-	-	-	-	-	-
		29-520.....	-	-	-	-	-	-	-	-	-	-	-	1	-	-	-
36	Bracket Assy — Choke.....	29-521.....	1	1	-	1	-	-	-	1	1	1	-	-	1	-	
		29-524.....	-	-	-	-	1	-	1	-	-	-	-	1	-	-	
		29-528.....	-	-	-	-	-	1	-	-	-	-	-	-	-	1	
		29-537.....	-	-	1	-	-	-	-	-	-	-	-	-	-	-	1
		30-600.....	-	-	-	-	-	1	-	-	-	-	-	1	-	-	1
37	Float & Lever Assy.....	30-621.....	1	1	-	1	1	-	1	1	1	1	-	1	1	-	
		30-631.....	-	-	1	-	-	-	-	-	-	-	-	-	-	-	
		32-16.....	1	1	1	1	1	-	1	1	1	1	1	-	1	1	-
38	Shaft — Float Lever.....	32-27.....	-	-	-	-	1	-	-	-	-	-	1	-	-	1	
		36-278.....	-	-	-	-	-	1	-	-	-	-	-	-	-	-	
		36-297.....	1	1	-	1	-	-	-	1	1	1	-	-	-	1	-
39	Seat — Power Adjusting Needle.....	36-299.....	-	-	-	-	-	-	-	-	-	-	-	1	-	-	
		43-33.....	-	-	1	-	-	-	-	-	-	-	-	-	-	-	
		43-58.....	1	1	-	1	1	-	1	1	1	1	-	1	1	-	
40	Needle — Idle Adjusting.....	43-159.....	-	-	-	-	1	-	-	-	-	-	1	-	-	-	

† For altitude adjustment for TSX-609, TSX-629, TSX-669, TSX-677, TSX-685.

CONTINENTAL			TSX-609	TSX-629	TSX-639	TSX-640	TSX-647	TSX-656	TSX-659	TSX-666	TSX-666-1	TSX-669	TSX-671	TSX-677-1	TSX-685	TSX-691	
Ref. No.	Part Name	Marvel-Schebler Part No.															
41	Needle Assy — Power Adjusting (complete)	‡43-619	—	—	—	—	—	—	—	—	—	—	—	—	—	—	
		††43-620	1	1	—	1	—	—	—	—	1	1	1	—	1	—	
42	Needle Assy — Power Adjusting	‡43-627	—	—	—	—	—	—	—	—	—	—	—	—	—	—	
		††43-631	1	1	—	1	—	—	—	—	1	1	1	—	1	—	
43	Packing — Throttle Shaft	44-35	1	1	—	1	1	—	1	1	1	1	—	1	1	—	
		44-63	—	—	—	—	—	—	1	—	—	—	—	1	—	1	
		44-68	—	—	1	—	—	—	—	—	—	—	—	—	—	—	
44	Packing — Choke Shaft	44-38	1	1	—	1	1	—	1	1	1	1	—	1	1	—	
		44-39	—	—	—	—	—	—	1	—	—	—	—	1	—	1	
45	Venturi (29/32" Diameter Throat)	46-438	1	—	—	1	—	—	—	—	—	—	—	—	—	—	
		46-457	—	—	—	—	—	1	—	—	—	—	—	—	—	—	
		46-473	—	—	—	—	—	—	—	—	—	—	—	—	1	—	
		46-495	—	—	—	—	—	—	—	1	—	—	—	—	—	—	
		46-490	—	—	—	—	—	—	—	—	—	—	—	—	—	—	
		46-A9	—	1	—	—	—	—	—	—	1	1	—	—	—	—	
		46-A11	—	—	1	—	—	—	—	—	—	—	—	—	—	—	
46	Nozzle — Main	47-199	—	1	—	—	—	—	—	1	—	—	—	—	—	—	
		47-218	—	—	—	—	1	—	1	—	—	—	—	—	—	—	
46	Nozzle — Main	47-268	—	—	—	—	—	—	—	—	—	—	—	—	—	1	
46	Nozzle — Main	47-305	1	—	—	—	—	—	—	—	—	—	—	—	—	—	
46	Nozzle — Main	47-321	—	—	—	—	—	—	—	—	—	—	—	1	—	—	
46A	Nozzle — Main	47-326	—	—	—	—	—	1	—	—	—	—	—	—	—	—	
46B	Nozzle — Main	47-341	—	—	1	—	—	—	—	—	—	—	—	—	—	—	
46	Nozzle — Main	47-421	—	—	—	1	—	—	—	—	—	—	—	—	—	—	
46	Nozzle — Main	47-459	—	—	—	—	—	—	—	—	1	—	—	—	—	—	
46	Nozzle — Main	47-609	—	—	—	—	—	—	—	—	—	—	1	—	—	—	
46	Nozzle Assy — Main	47-694	—	—	—	—	—	—	—	—	—	1	—	—	—	—	
47	Jet — Idle	49-101-L	—	—	1	—	1	—	1	—	—	—	—	—	—	—	
		49-165	1	1	—	1	—	—	—	1	1	—	—	1	1	—	
		49-203	—	—	—	—	—	—	—	—	—	—	1	—	—	—	1
		49-145	—	—	—	—	—	—	1	1	—	—	1	—	—	—	—
48	Jet — Economizer	49-154	—	—	—	—	—	—	—	—	—	—	—	—	1	—	
		49-161	—	—	—	1	—	—	—	—	—	—	—	—	—	—	
		49-180	1	—	—	—	—	—	—	—	—	—	—	—	—	—	1
		49-193	—	—	—	—	—	—	—	—	—	1	—	—	1	—	—
		49-226	—	—	—	—	1	—	—	—	1	—	—	—	—	—	—
		49-258	—	—	1	—	—	—	—	—	—	—	—	—	—	—	—
		49-259	—	—	—	—	—	—	—	—	—	—	—	—	—	1	—
49	Jet — Power	49-178	—	—	—	—	—	—	—	—	—	—	—	1	—	—	
		49-188	—	1	1	—	—	—	—	—	—	—	—	—	—	—	
		49-192	—	—	—	—	—	—	—	—	—	—	—	—	—	—	—
		49-205	—	—	—	—	—	—	—	—	—	1	—	—	—	—	1
		49-224	—	—	—	—	—	—	—	—	—	1	—	—	—	—	—
		49-260	—	—	—	—	—	—	—	1	—	—	—	—	—	—	—
		49-266	1	—	—	—	—	—	—	—	—	—	—	—	—	—	—
		49-289	—	—	—	1	—	—	—	—	—	—	—	—	—	—	—
49-301	—	—	—	—	—	—	—	—	—	—	—	—	—	1	—		
49-347	—	—	—	—	—	—	—	—	—	—	1	—	—	—	—		
50	Nozzle Plug, Power Jet & Gasket Assy	49-514	—	—	1	—	—	—	—	—	—	—	—	—	—	—	

‡ For altitude adjustment for TSX-685.

†† For altitude adjustment for TSX-609, TSX-629, TSX-669, TSX-677.





TEMPORARY SERVICE PARTS LIST - INSERT IN THE PROPER SECTION OF YOUR MANUAL

General Industrial		Continental Motors F162F-451	TSX-715
PART NO.	QUAN.	PART NAME	
10-4323	1	Carburetor Body Assembly	
13-1227	1	Throttle Shaft, Stop & Collar Assembly	
14-163	1	Throttle - Fly (22°) (3/64 Offset)	
15-42	1	Screw (#8-32 x 3/8 Fill. Hd.) (Throttle Adjusting)	
15-274	1	Screw (#5/16-24 Headless Plug)	
15-285	1	Screw (#8-32 x 5/16) (Choke Swivel)	
15-483	4	Screw (#6-32 x 1/4 Fill. Hd.) (Choke Fly-2) (Thr. Fly-2)	
15-A35	4	Screw (#12-24 x 3/4) (Fill. Head) (Thr. Body to Bowl)	
15-A93	2	Screw (#8-32 x 3/8 Fill. Hd.) (Choke Bracket)	
15-A99	1	Screw (#8-32 x 5/16 Fill. Hd.) Sems (Choke Bracket Clip)	
16-4	1	Gasket - Float Valve Seat	
16-492	1	Gasket - Nozzle	
16-A12	1	Gasket - Throttle Body to Bowl	
16-594	1	Gasket Assembly - Service	
24-213	1	Spring - Choke Return	
24-262	1	Spring - Throttle Stop Screw	
24-292	1	Spring - Choke Fly Flapper	
24-340	1	Spring - Idle Needle	
26-748	1	Choke Shaft & Lever Assembly	
27-548	1	Choke Fly Assembly	
28-49	1	Swivel - Choke	
29-81	1	Clip - Choke Bracket	
29-124	1	Bracket - Choke	
29-537	1	Choke Bracket & Clip Assembly	
30-621	1	Float & Lever Assembly	
32-16	1	Shaft - Float	
36-297	1	Seat - Adjusting Needle	
43-58	1	Needle - Idle Adjusting	
44-35	1	Packing - Throttle Shaft	
44-38	1	Packing - Choke Shaft	
46-495	1	Venturi (15/16 Throat)	
47-694	1	Nozzle - Main	
49-145	1	Jet Econ.	
49-203	1	Jet Idle	
49-347	1	Jet Power	
55-214	1	Cup - Throttle Shaft	
55-216	1	Retainer - Throttle Shaft Packing	
60-260	2	Bushing - Throttle Shaft	
62-167	1	Pin - Throttle Stop	
82-16	1	Cotter - Choke Swivel	
99-7	1	Plug - Drain	
179-11	1	Expansion Plug	
227-1508	1	Throttle Body & Bowl Cover Assembly	
233-543	1	Float Valve, Seat & Gasket Assembly Matched	
43-620	1	High Speed Needle Assembly for Altitude Adj.	
286-1281	1	Repair Kit	





TEMPORARY SERVICE PARTS LIST - INSERT IN THE PROPER SECTION OF YOUR MANUAL		
Industrial	Continental Motors #F162F-454	TSX-726-1
PART NO.	QUAN.	PART NAME
10-3222	1	Carbureter Body Assembly
13-1229	1	Throttle Shaft, Stop & Collar Assembly
14-163	1	Throttle - Fly (22°) (3/64 Offset)
15-42	1	Screw (#8-32 x 3/8 Fill. Head) (Throttle Adjusting)
15-274	1	Screw (5/16-24 Headless Plug)
15-285	1	Screw (#8-32 x 5/16) (Choke Swivel)
15-483	4	Screw (#6-32 x 1/4 Fill. Head) (Choke Fly-2) (Throttle Fly-2)
15-A85	4	Screw (#12-24 x 3/4) (Fill. Head) (Thr. Body to Bowl)
15-A93	2	Screw (#8-32 x 3/8 Fill. Head) (Choke Bracket)
15-A99	1	Screw (#8-32 x 5/16 Fill. Hd.) Sems (Choke Bracket Clip)
15-A296	1	Screw (#12-24 x 5/8 Hex. Head) (Gov. Lever)
16-4	1	Gasket - Float Valve Seat
16-492	1	Gasket - Nozzle
16-A12	1	Gasket - Throttle Body to Bowl
16-594	1	Gasket Assembly - Service
24-213	1	Spring - Choke Return
24-262	1	Spring - Throttle Stop Screw
24-292	1	Spring - Choke Fly Flapper
24-340	1	Spring - Idle Needle
24-A37	1	Spring - Governor Lever Tension
26-728	1	Choke Shaft & Lever Assembly
27-548	1	Choke Fly Assembly
28-49	1	Swivel - Choke
29-81	1	Clip - Choke Bracket
29-95	1	Bracket - Choke (Use Blank 29-84)
29-521	1	Choke Bracket & Clip Assembly
30-621	1	Float & Lever Assembly
32-16	1	Shaft - Float
36-297	1	Seat - Adjusting Needle
43-58	1	Needle - Idle Adjusting
44-35	1	Packing - Throttle Shaft
44-38	1	Packing - Choke Shaft
46-438	1	Venturi (21/32 Throat)
47-694	1	Nozzle - Main
49-207	1	Jet Econ.
49-203	1	Jet Idle
49-261	1	Jet Power
55-214	1	Cup - Throttle Shaft
55-216	1	Retainer - Throttle Shaft Packing
60-260	2	Bushing - Throttle Shaft (Service Only)
60-370	1	Bushing Gov. Lever
62-61	1	Pin - Throttle Shaft
62-167	1	Pin - Throttle Stop
82-1	1	Cotter - Gov. Spring
82-16	1	Cotter - Choke Swivel
99-7	1	Plug - Drain
155-587	1	Gov. Lever & Screw Assembly
179-11	1	Expansion Plug
227-1514	1	Throttle Body & Bowl Cover Assembly
233-543	1	Float Valve, Seat & Gasket Assembly Matched
NOTE -		For Service Only
43-620	1	High Speed Needle Assembly for Altitude Adj.
286-1169		Repair Kit



TEMPORARY SERVICE PARTS LIST - INSERT IN THE PROPER SECTION OF YOUR MANUAL

Continental #F400F-438

TSX-742

PART NO.	QUAN.	PART NAME
10-4474	1	Carbureter Body Assembly
13-1234	1	Throttle Shaft, Throttle Stop & Lever Assembly
14-175	1	Fly - Throttle (15°)
15-118	1	Screw (#8-32 x 5/8) Fillister Hd. (Throttle Stop)
15-285	1	Screw (#8-32 x 5/16) Slot. Hex. Hd. (Choke Swivel)
15-392	1	Screw (#10-32 x 1/8) Drill Plug (Idle Channel)
15-409	1	Screw (#8-32 x 1/8) Drill Plug (Nozzle Hole)
15-A82	4	Screw (#12-24 x 5/8) Fill. Hd. SEMS (Thr. Body to Bowl)
15-A91	4	Screw (#4-40 x 1/4) Bind. Hd. SEMS (Thr. Fly-2) (Choke Fly-2)
15-A93	1	Screw (#8-32 x 3/8) Pan Hd. SEMS (Choke Bkt. to Body)
15-A99	1	Screw (#8-32 x 5/16) Fill. Hd. SEMS (Choke Bracket)
16-4	1	Gasket - Float Valve Seat
16-80	1	Gasket - Throttle Body to Bowl
16-449	1	Gasket - Main Nozzle
16-613	1	Gasket Assortment
24-247	1	Spring - Choke Return
24-340	1	Spring - Idle Needle
24-425	1	Spring - Choke Fly Flapper
24-485	1	Spring - Throttle Stop Screw
26-757	1	Choke Shaft & Lever Assembly
27-539	1	Choke Fly Assembly
28-49	1	Swivel - Choke Lever
29-81	1	Bracket - Choke Tube Clip
29-104	1	Bracket - Choke Tube
29-528	1	Choke Bracket Assembly
30-600	1	Float & Lever Assembly
32-27	1	Shaft - Float Lever
43-159	1	Needle - Idle Adjusting
44-39	1	Packing - Choke Shaft
44-63	1	Packing - Throttle Shaft
46-457	1	Venturi - (25/32 Diameter Throat)
47-731	1	Main Nozzle
49-178	1	Jet - Power
49-363	1	Jet - Idle Restriction
55-230	1	Cup - Throttle Shaft
55-231	1	Retainer - Throttle Shaft Packing
55-243	1	Retainer - Choke Shaft Packing
62-167	1	Pin - Throttle Stop
80-167	1	Plug - Choke Shaft
80-171	1	Plug - Idle Drilling
82-16	1	Cotter - Choke Swivel
99-7	1	Plug - Bowl Drain
179-11	1	Plug - Main Adjusting Needle Hole
227-1729	1	Throttle Body Assembly
233-536	1	Float Valve, Seat & Gasket Assembly (Matched)
* 43-619	1	Main Adjusting Needle Assembly Complete
286-1344	1	Repair Kit

\*NOTE: For Altitude Adjustment (Service)



TEMPORARY SERVICE PARTS LIST - INSERT IN THE PROPER SECTION OF YOUR MANUAL

Gen. Industrial

Continental Motor Co. F400F-294

Model TSX-757

PART NO.	QUAN.	PART NAME
10-3553	1	Carbureter Body Assembly
13-1236	1	Throttle Shaft Assembly
14-139	1	Fly - Throttle (22°)
15-42	1	Screw #8-32 x 3/4 Fill. Hd.) (Throttle Adjusting)
15-285	1	Screw (#8-32 x 5/16 Fill Hd.) (Choke Swivel-1)
15-483	4	Screw (#6-32 x 1/4 "Sems" Bind. Hd.) (Choke Fly-2)(Throttle Fly-2)
15-A85	4	Screw (#12-24 x 3/4 "Sems" Fill. Hd.) (Thr. Body to Bowl)
15-A93	1	Screw (#8-32 x 3/8 "Sems" Fill. Hd.) (Choke Bracket)
15-A99	1	Screw (#8-32 x 5/16 "Sems" Fill Hd.) (Choke Bracket Clip)
15-A296	1	Screw (#12-24 x 5/8 Hex Hd.) (Governor Lever Clamp) Sems
15-A297	1	Screw (#10-24 x 7/8 Hex Hd.) (Clevis Assembly)
16-4	1	Gasket - Float Valve Seat
16-294	1	Gasket - Nozzle Plug & Power Jet Retainer (Lower)
16-456	1	Gasket - Nozzle (Schebler P-894)
16-667	1	Gasket Assortment (Service)
16-A41	1	Gasket - Throttle Body to Bowl
16-A152	1	Gasket - Nozzle Plug & Power Jet Retainer (Upper)
24-213	1	Spring - Choke Return
24-262	1	Spring - Throttle Stop Screw
24-281	1	Spring - Governor Lever Tension
24-340	1	Spring - Idle Needle
26-728	1	Choke Shaft Assembly
27-540	1	Choke Fly Assembly
28-49	1	Swivel - Choke
29-81	1	Clip - Choke Bracket
29-124	1	Bracket - Choke
29-537	1	Choke Bracket Assembly
30-739	1	Float & Lever Assembly
32-16	1	Shaft - Float
43-33	1	Needle - Idle Adjusting
44-38	1	Packing - Choke Shaft
44-68	1	Packing - Throttle Shaft
46-A11	1	Venturi (7/8" Throat)
47-341	1	Main Nozzle
49-101L	1	Idle Jet
49-188	1	Jet - Power
49-258	1	Economizer Jet
49-514	1	Power Jet, Nozzle, Plug & Gasket Assembly
55-261	1	Retainer - Throttle Shaft Packing
55-358	1	Cup - Throttle Shaft Hole Plug
60-487	1	Bushing - Governor Lever
78-A4	1	Washer
80-169	1	Plug - Choke Shaft
80-171	1	Drill Plug (Name Plate and Idle Plug Hole)
80-187	1	Plug - Nozzle Plug & Power Jet Retainer
81-1	1	Nut - 10-24 Governor Lever Clamp Screw
82-14	1	Cotter - Throttle Shaft
82-16	1	Cotter - Choke Swivel
99-7	1	Drain Plug
121-501	1	Clevis Assembly
155-565	1	Governor Lever Assembly
227-1617	1	Throttle Body Assembly
233-543	1	Float Valve, Seat & Gasket Assembly, Matched
286-1272	1	Repair Kit

Date	Description
1850	Letter from [Name] dated [Date]
1851	Letter from [Name] dated [Date]
1852	Letter from [Name] dated [Date]
1853	Letter from [Name] dated [Date]
1854	Letter from [Name] dated [Date]
1855	Letter from [Name] dated [Date]
1856	Letter from [Name] dated [Date]
1857	Letter from [Name] dated [Date]
1858	Letter from [Name] dated [Date]
1859	Letter from [Name] dated [Date]
1860	Letter from [Name] dated [Date]



TEMPORARY SERVICE PARTS LIST - INSERT IN THE PROPER SECTION OF YOUR MANUAL

General Industrial		Continental Motors Corp.	TSX-774
PART NO.	QUAN.	PART NAME	
10-4289	1	Carbureter Body Assembly	
13-1122	1	Throttle Shaft Assembly	
14-139	1	Fly - Throttle (22°)	
15-42	1	Screw (#8-32 x 3/4 Fillister Head) (Throttle Adjusting)	
15-285	1	Screw (#8-32 x 5/16 Fillister Head) (Throttle Swivel)	
15-483	2	Screw (#6-32 x 1/4 "Sems" Bind. Hd.) (Throttle Fly-2)	
15-A85	4	Screw (#12-24 x 3/4 "Sems" Fillister Head) (Thr. Body to Bowl)	
15-A255	2	Screw (#10-32 x 5/8 Oval Head) (Automatic Choke to Adapter)	
15-A296	1	Screw (#12-24 x 5/8) (Governor Lever Clamp) (Hex Head)	
15-A297	1	Screw (#10-24 x 7/8 Hex Head Clevis Clamp)	
15-A205	2	Screw (#6-32 x 3/16 Fillister Head Sems)(Choke Fly)	
16-4	1	Gasket - Float Valve Seat	
16-47	1	Gasket - Main Adjusting Needle and Bowl Plug	
16-456	1	Gasket - Nozzle	
16-A41	1	Gasket - Throttle Body to Bowl	
16-654	1	Gasket Assortment (Service)	
24-262	1	Spring - Throttle Stop Screw	
24-281	1	Spring - Governor Lever Tension	
24-340	1	Spring - Idle Needle	
24-482	1	Spring - Choke Poppet Valve	
24-A255	1	Spring - Automatic Choke	
26-372	1	Shaft - Choke	
27-540	1	Choke Fly Assembly	
28-110	1	Swivel - Throttle Lever	
30-631	1	Float & Lever Assembly	
32-16	1	Shaft - Float	
36-293	1	Seat - Main Adjusting Needle & Bowl Plug	
43-33	1	Needle - Idle Adjusting	
43-723	1	Main Adjusting Needle & Bowl Plug Assembly	
43-722	1	Main Adj. Needle Assembly	
44-68	1	Packing - Throttle Shaft	
44-51	1	Packing - Main Adjusting Needle	
46-A11	1	Venturi (7/8" Throat)	
47-341	1	Main Nozzle	
49-101-L	1	Idle Jet	
49-258	1	Economizer Jet	
55-261	1	Retainer - Throttle Shaft Packing	
55-285	1	Retainer - Main Adjusting Needle	
55-358	1	Plug - Throttle Shaft	
60-487	1	Bushing - Governor Lever	
62-167	1	Pin - Throttle Stop	
78-A4	1	Washer (Clevis)	
80-169	1	Plug - Choke Shaft Hole	
80-171	1	Drill Plug (Name Plate and Idle Plug Hole)	
81-1	1	Nut - 10-24 Clevis Screw	
82-14	1	Cotter - Throttle Shaft	
82-16	1	Cotter - Throttle Swivel	
99-7	1	Drain Plug	
110-216	1	Adapter - Choke	
121-501	1	Clevis Assembly	
155-602	1	Governor Lever Assembly	
227-1637	1	Throttle Body Assembly	
233-543	1	Float Valve, Seat & Gasket Assembly, Matched	
299-506	1	Choke - Automatic	
286-1307		Repair Kit	



TEMPORARY SERVICE PARTS LIST - INSERT IN THE PROPER SECTION OF YOUR MANUAL

Jaeger		Continental Motors #F162F-463	TSX-787
PART NO.	QUAN.	PART NAME	
10-4348	1	Carbureter Body Assembly	
12-903	1	Throttle Lever Assembly	
13-1323	1	Throttle Shaft, Throttle Stop & Lever Assembly	
14-169	1	Fly - Throttle (20°)	
15-A13	1	Screw (#8-32 x 3/4 Fillister Head Drilled)(Thr. Stop)	
15-285	1	Screw (#8-32 x 5/16 Fillister Head) (Cnoke Swivel)	
15-409	1	Screw (#8-32 Drill Plug) (Nozzle Hole)	
15-A82	4	Screw (#12-24 x 5/8 SEMS Fillister Head) (Throttle Body to Bowl)	
15-A91	4	Screw (#4-40 x 1/4) SEMS Bind.Head)(Throttle Fly-2) (Choke Fly-2)	
15-A93	1	Screw (#8-32 x 3/8 SEMS Fillister Head) (Choke Bracket to Body)	
15-A99	1	Screw (#8-32 x 5/16 SEMS Fillister Head) (Choke Bracket)	
15-A296	1	Screw (#12-24 x 5/8 SEMS Hex. Head Slotted)(Throttle Lever Clamp)	
16-4	1	Gasket (Float Valve Seat)	
16-80	1	Gasket (Throttle Body to Bowl)	
16-449	1	Gasket (Main Nozzle)	
16-613	1	Gasket Set	
24-247	1	Spring - Choke Return	
24-262	1	Spring - Throttle Stop Screw	
24-340	1	Spring - Idle Needle	
24-425	1	Spring - Choke Fly Flapper	
26-660	1	Choke Shaft & Lever Assembly	
27-539	1	Choke Fly Assembly	
28-49	1	Swivel - Choke Lever	
29-81	1	Bracket - Choke Tube Clip	
29-104	1	Bracket - Choke Tube	
29-528	1	Choke Bracket Assembly	
30-600	1	Float & Lever Assembly	
32-27	1	Shaft - Float Lever	
43-33	1	Needle - Idle Adjusting	
44-39	1	Packing - Choke Shaft	
44-63	1	Packing - Throttle Shaft	
46-467	1	Venturi (11/16 Diameter Throat)	
47-589	1	Nozzle	
49-145	1	Jet - Economizer	
49-204	1	Jet - Power	
49-165	1	Jet - Idle	
55-230	1	Cup - Throttle Shaft	
55-243	1	Retainer - Choke Shaft Packing	
55-231	1	Retainer - Throttle Shaft Packing	
62-167	1	Pin - Throttle Stop	
80-167	1	Plug - Choke Shaft	
80-171	1	Drill Plug (Idle Drilling)	
82-16	1	Cotter - Choke Swivel	
99-7	1	Plug - Bowl Drain	
179-11	1	Plug - Expansion - Throttle Body	
227-1664	1	Throttle Body Assembly	
233-536	1	Float Valve, Seat & Gasket Assembly (Matched)	
<u>ITEMS FOR SERVICE ONLY</u>			
286-1296	1	Repair Kit	



TEMPORARY SERVICE PARTS LIST - INSERT IN THE PROPER SECTION OF YOUR MANUAL

Continental Engine FS-116		Continental Motors	TSX-793
PART NO.	QUAN.	PART NAME	
10-4383	1	Carbureter Body Assembly	
13-1139	1	Throttle Shaft, Throttle Stop & Lever Assembly	
14-175	1	Fly - Throttle (15°)	
15-A255	2	Screw (#10-32 x 3/8 Oval Head)(Auto Choke to Adapter)	
15-42	1	Screw (#8-32 x 3/4 Fill. Head)(Throttle Stop)	
15-285	1	Screw (#8-32 x 5/16 Hex. Head Slotted)(Thr. Swivel)	
15-392	1	Screw (#10-32 x 1/8 Headless)(Drill Plug)	
15-409	1	Screw (#8-32 Drill Plug)(Nozzle Hole)	
15-A297	1	Screw (#10-24 x 7/8 Slotted Hex. Head)(Clevis Clamp)	
15-A82	4	Screw (#12-24 x 5/8 Fill Head)(Thr. Body to Bowl)(Sems)	
15-A296	1	Screw (#12-24 x 5/8 Slotted Hex. Head) Sems (Gov. Lever Clamp)	
15-A91	4	Screw (#4-40 x 1/4 Binding Head)(Sems)(Throttle Fly-2)(Choke Fly)	
15-A93	1	Screw (#8-32 x 3/8 Fill. Hd.)(Sems)(Choke Bracket to Bowl)	
15-A270	1	Screw (#8-32 x 5/16 Hex. Hd. Slotted)(Sems)(Choke Bracket Clip)	
16-4	1	Gasket - Float Valve Seat	
16-80	1	Gasket - Throttle Body to Bowl	
16-449	1	Gasket - Main Nozzle	
16-491	1	Gasket - High Speed Needle	
24-262	1	Spring - Throttle Stop Screw	
24-281	1	Spring - Governor Lever	
24-340	1	Spring - Idle Needle	
24-425	1	Spring - Choke Fly Flapper	
24-A1	1	Spring - High Speed Needle	
26-826	1	Choke Shaft & Lever Assembly	
27-539	1	Choke Fly Assembly	
28-108	1	Swivel Choke Lever	
28-110	1	Swivel Throttle Lever	
29-81	1	Clip - Choke Bracket	
29-92	1	Bracket - Choke	
29-555	1	Choke Bracket Assembly	
30-600	1	Float & Lever Assembly	
32-27	1	Shaft - Float Lever	
43-159	1	Needle - Idle Adjusting	
43-619	1	High Speed Needle Assembly - Complete	
43-627	1	High Speed Needle Assembly	
44-63	1	Packing - Throttle Shaft	
46-457	1	Venturi (25/32") Diameter Throat	
47-326	1	Nozzle Assembly	
49-180	1	Jet - Economizer	
55-230	1	Cup - Throttle Shaft	
55-231	1	Retainer (Throttle Shaft Packing)	
62-167	1	Pin Throttle Stop	
62-247	1	Pin - Choke Stop	
78-A4	1	Washer	
78-299	1	Washer - High Speed Needle	
80-171	1	Drill Plug (Idle Drilling)	
81-1	1	Nut - 10-24	
82-14	1	Cotter Pin - Throttle Shaft	
82-16	2	Cotter Pin - Choke Swivel-1)(Throttle Swivel-1)	
99-7	1	Plug - Bowl Drain	
110-216	1	Adaptor - Choke	
121-504	1	Clevis Assembly	
155-591	1	Governor Lever Assembly	
227-1671	1	Throttle Body Assembly	
233-536	1	Float Valve, Seat & Gasket Assembly - Matched	
299-506	1	Automatic Choke Assembly (12 Volt)	

(over)

TEMPORARY SERVICE PARTS LIST - INSERT IN THE PROPER SECTION OF YOUR MANUAL

Continental Engine FS-116		Continental Motors	TSX-793
PART NO.	QUAN.	PART NAME	
16-592 286-1284	1	<u>Items for Service Only</u> Gasket Assembly Repair Kit	

TEMPORARY SERVICE PARTS LIST - INSERT IN THE PROPER SECTION OF YOUR MANUAL

General Industrial		Continental (F-162F-460)	TSX-796
PART NO.	QUAN.	PART NAME	
10-4394	1	Carbureter Body Assembly	
13-1304	1	Throttle Shaft Assembly Complete	
14-169	1	Fly - Throttle (20°)	
15-42	1	Screw - (#8-32 x 3/4) Fill. Head (Throttle Stop)	
15-285	1	Screw - (#8-32 x 5/16) Slot Hex Hd. SEMS (Choke Swivel)	
15-409	1	Screw - (#8-32 x 1/8) Drill Plug (Nozzle hole)	
15-A82	4	Screw - (#12-24 x 5/8) Fill. Hd. SEMS (Thr. Body to Bowl)	
15-A91	4	Screw - (#4-40 x 1/4) Bind. Hd. SEMS (Throttle Fly-2)	
15-A93	1	Screw - (#8-32 x 3/8) Pan Hd. SEMS (Choke Bkt. to Body)	
15-A270	1	Screw - (#8-32 x 5/16) Slot Hex Hd. SEMS (Choke Bkt. Clip)	
15-A269	1	Screw - (#12-24 x 5/8) Slot Hex Hd. SEMS (Thr. Lever)	
16-4	1	Gasket - Float Valve Seat	
16-80	1	Gasket - Throttle Body to Bowl	
16-449	1	Gasket - Main Nozzle	
16-491	1	Gasket - High Speed Needle	
16-592	1	Gasket Assembly	
24-247	1	Spring - Choke Return	
24-262	1	Spring - Throttle Stop Screw	
24-340	1	Spring - Idle Needle	
24-425	1	Spring - Choke Fly Flapper	
24-A1	1	Spring - High Speed Needle	
26-660	1	Choke Shaft & Lever Assembly	
27-539	1	Choke Fly Assembly	
28-49	1	Swivel - Choke Lever	
29-81	1	Bracket - Choke Tube Clip	
29-104	1	Bracket - Choke Tube	
29-569	1	Choke Bracket Assembly	
30-600	1	Float & Lever Assembly	
32-27	1	Shaft - Float Lever	
43-33	1	Needle - Idle Adjusting	
43-627	1	High Speed Needle Assembly	
43-619	1	Main Adjusting Needle Assembly Complete	
44-39	1	Packing - Choke Shaft	
44-63	1	Packing - Throttle Shaft	
46-476	1	Venturi - 23/32 (Diameter Throat)	
47-609	1	Nozzle Assembly	
49-101-L	1	Jet - Idle	
49-161	1	Jet - Economizer	
49-206	1	Jet - Power	
55-230	1	Cup - Throttle Shaft	
55-231	1	Cup - Throttle Shaft Packing	
55-243	1	Retainer - (Choke Shaft Packing)	
62-167	1	Pin - Throttle Stop	
69-1	1	1/8 Street Ell (Bowl Drain)	
78-299	1	Washer - Plain High Speed Needle	
30-167	1	Plug - Choke Shaft	
30-171	1	Drill Plug - Idle Drilling	
82-16	1	Cotter - Choke Swivel	
37-3A	1	Drain Cock (Bowl Drain)	
227-1686	1	Throttle Body Assembly	
233-536	1	Float Valve, Seat & Gasket Assembly - Matched	
286-1308		Repair Kit	





TEMPORARY SERVICE PARTS LIST - INSERT IN THE PROPER SECTION OF YOUR MANUAL

Continental Engine FS-116		Continental Motors	TSX-793
PART NO.	QUAN.	PART NAME	
10-4383	1	Carbureter Body Assembly	
13-1139	1	Throttle Shaft, Throttle Stop & Lever Assembly	
14-175	1	Fly - Throttle (15°)	
15-A255	2	Screw (#10-32 x 3/8 Oval Head)(Auto Choke to Adapter)	
15-42	1	Screw (#8-32 x 3/4 Fill. Head)(Throttle Stop)	
15-285	1	Screw (#8-32 x 5/16 Hex. Head Slotted)(Thr. Swivel)	
15-392	1	Screw (#10-32 x 1/8 Headless)(Drill Plug)	
15-409	1	Screw (#8-32 Drill Plug)(Nozzle Hole)	
15-A297	1	Screw (#10-24 x 7/8 Slotted Hex. Head)(Clevis Clamp)	
15-A82	4	Screw (#12-24 x 5/8 Fill Head)(Thr. Body to Bowl)(Sems)	
15-A296	1	Screw (#12-24 x 5/8 Slotted Hex. Head) Sems (Gov. Lever Clamp)	
15-A91	4	Screw (#4-40 x 1/4 Binding Head)(Sems)(Throttle Fly-2)(Choke Fly)	
15-A93	1	Screw (#8-32 x 3/8 Fill. Hd.)(Sems)(Choke Bracket to Bowl)	
15-A270	1	Screw (#8-32 x 5/16 Hex. Hd. Slotted)(Sems)(Choke Bracket Clip)	
16-4	1	Gasket - Float Valve Seat	
16-80	1	Gasket - Throttle Body to Bowl	
16-449	1	Gasket - Main Nozzle	
16-491	1	Gasket - High Speed Needle	
24-262	1	Spring - Throttle Stop Screw	
24-281	1	Spring - Governor Lever	
24-340	1	Spring - Idle Needle	
24-425	1	Spring - Choke Fly Flapper	
24-A1	1	Spring - High Speed Needle	
26-869	1	Choke Shaft & Lever Assembly	
27-539	1	Choke Fly Assembly	
25-669	1	Choke Lever Assembly	
28-110	1	Swivel Throttle Lever	
29-81	1	Clip - Choke Bracket	
29-170	1	Bracket - Choke	
29-572	1	Choke Bracket Assembly	
30-600	1	Float & Lever Assembly	
32-27	1	Shaft - Float Lever	
43-159	1	Needle - Idle Adjusting	
43-619	1	High Speed Needle Assembly - Complete	
43-627	1	High Speed Needle Assembly	
44-63	1	Packing - Throttle Shaft	
46-476	1	Venturi (23/32") Diameter Throat	
47-A49	1	Nozzle Assembly	
49-161	1	Jet - Economizer	
55-230	1	Cup - Throttle Shaft	
55-231	1	Retainer (Throttle Shaft Packing)	
62-167	1	Pin Throttle Stop	
62-247	1	Pin - Choke Stop	
78-A4	1	Washer	
78-299	1	Washer - High Speed Needle	
80-171	1	Drill Plug (Idle Drilling)	
81-1	1	Nut - 10-24	
82-14	1	Cotter Pin - Throttle Shaft	
82-16	1	Cotter Pin - Throttle Swivel-1	
99-7	1	Plug - Bowl Drain	
110-216	1	Adaptor - Choke	
121-504	1	Clevis Assembly	
155-591	1	Governor Lever Assembly	
227-1681	1	Throttle Body Assembly	
233-536	1	Float Valve, Seat & Gasket Assembly - Matched	
299-506	1	Automatic Choke Assembly (12 Volt)	

(over)

TEMPORARY SERVICE PARTS LIST - INSERT IN THE PROPER SECTION OF YOUR MANUAL

Continental Engine FS-116

Continental Motors #Y116F-404

TSX-793

PART NO.	QUAN.	PART NAME
29-571	1	Choke Bracket & Stud Assembly
60-A130	1	Bushing - Choke Lever
		<u>Items for Service Only</u>
16-592	1	Gasket Assembly
286-1284		Repair Kit

TEMPORARY SERVICE PARTS LIST - INSERT IN THE PROPER SECTION OF YOUR MANUAL

General Industrial		Continental Motors #F400F-450	TSX-801
PART NO.	QUAN.	PART NAME	
99-7	1	Drain Plug	
121-501	1	Clevis Assembly	
155-602	1	Governor Lever Assembly	
227-1693	1	Throttle Body Assembly	
233-543	1	Float Valve, Seat & Gasket Assembly, Matched	
286-1313		Repair Kit	



TEMPORARY SERVICE PARTS LIST - INSERT IN THE PROPER SECTION OF YOUR MANUAL

Continental Engine Y-69		Continental Motors	10-4402	TSX-803
PART NO.	QUAN.	PART NAME		
10-4434	1	Carbureter Body Assembly		
12-943	1	Throttle Lever Assembly		
13-1139	1	Throttle Shaft, Throttle Stop & Lever Assembly		
14-175	1	Fly - Throttle (15°)		
15-42	1	Screw (#8-32 x 3/4) Fill. Head (Throttle Stop)		
15-285	2	Screw (#8-32 x 5/16) Hex. Hd. Slotted (Thr. Swivel) (Choke Swivel)		
15-392	1	Screw (#10-32 x 1/8 Headless) (Drill Plug)		
15-409	1	Screw (#8-32 x 1/8) Drill Plug (Nozzle Hole)		
15-A82	4	Screw (#12-24 x 5/8) Fill. Head Sems (Thr. Body to Bowl)		
15-A91	4	Screw (#4-40 x 1/4) Binding Head Sems (Throttle Fly-2) (Choke Fly-2)		
15-A93	1	Screw (#8-32 x 3/8) Pan Head Sems (Choke Bracket to Bowl)		
15-A255	2	Screw (#10-32 x 3/8) Oval Head (Auto Choke to Adaptor)		
15-B20	1	Screw (#12-28 x 1/2) Hex. Hd. Slotted Sems (Choke Bracket Clip)		
15-A296	1	Screw (#12-24 x 5/8) Slotted Hex. Head Sems (Gov. Lever Clamp)		
15-A297	1	Screw (#10-24 x 3/4) Slotted Hex. Head (Clevis Clamp)		
16-4	1	Gasket - Float Valve Seat		
16-80	1	Gasket - Throttle Body to Bowl		
16-449	1	Gasket - Main Nozzle		
16-491	1	Gasket - High Speed Needle		
16-592	1	Gasket Assortment		
24-262	1	Spring - Throttle Stop Screw		
24-281	1	Spring - Governor Lever		
24-340	1	Spring - Idle Needle		
24-425	1	Spring - Choke Fly Flapper		
24-A1	1	Spring - High Speed Needle		
25-670	1	Choke Lever Assembly Complete		
26-869	1	Choke Shaft & Lever Assembly		
27-539	1	Choke Fly Assembly		
28-108	1	Swivel Choke Lever		
28-110	1	Swivel Throttle Lever		
29-175	1	Clip - Choke Bracket		
29-571	1	Choke Bracket & Stud Assembly		
29-572	1	Choke Bracket Assembly		
30-600	1	Float & Lever Assembly		
32-27	1	Shaft - Float Lever		
43-159	1	Needle - Idle Adjusting		
43-736	1	High Speed Needle Assembly		
43-737	1	High Speed Needle Assembly Complete		
44-63	1	Packing - Throttle Shaft		
46-A15	1	Venturi (9/16") Diameter Throat		
47-A54	1	Nozzle Assembly		
49-180	1	Jet Economizer		
55-230	1	Cup - Throttle Shaft		
55-231	1	Retainer ( Throttle Shaft Packing)		
60-257	1	Bushing - Gov. Lever		
62-167	1	Pin Throttle Stop		
62-247	1	Pin - Choke Stop		
78-299	1	Washer - High Speed Needle		
78-A4	1	Washer - Clevis Assembly		
78-A75	1	Washer - Choke Lever Retainer		
80-171	1	Drill Plug (Idle Drilling)		
81-1	1	Nut 10-24		
82-14	1	Cotter Pin - Throttle Shaft		
82-16	2	Cotter Pin - Choke Swivel-1 (Throttle Swivel-1)		

TEMPORARY SERVICE PARTS LIST - INSERT IN THE PROPER SECTION OF YOUR MANUAL

10-4402 TSX-803

PART NO.	QUAN.	PART NAME
99-7	1	Plug - Bowl Drain
110-216	1	Adaptor - Choke
121-504	1	Clevis Assembly
155-636	1	Governor Lever Assembly
227-1695	1	Throttle Body Assembly
233-536	1	Float Valve, Seat & Gasket Assembly (Matched)
299-506	1	Automatic Choke Assembly (12 Volt)
16-592	1	Gasket Assembly
286-1334	1	Repair Kit



## TEMPORARY SERVICE PARTS LIST - INSERT IN THE PROPER SECTION OF YOUR MANUAL

Continental Motor Co. F162F-473

TSX-816

PART NO.	QUAN.	PART NAME
10-3553	1	Carbureter Body Assembly
13-1326	1	Throttle Shaft Assembly
14-139	1	Fly - Throttle (22°)
15-42	1	Screw (#8-32 x 3/4) Fill. Hd. (Throttle Adjusting)
15-285	1	Screw (#8-32 x 5/16) Slot. Hex Hd. (Choke Swivel)
15-483	4	Screw (#6-32 x 1/4) Bind. Hd. SEMS (Choke Fly-2) (Thr. Fly-2)
15-A85	4	Screw (#12-24 x 3/4) Fill. Hd. SEMS (Thr. body to Bowl)
15-A93	1	Screw (#8-32 x 3/8) Pan Head SEMS (Choke Bracket)
15-A99	1	Screw (#8-32 x 5/16) Fill. Hd. SEMS (Choke Bkt. Clip)
15-A296	1	Screw (#12-24 x 5/8) Slot. Hex Hd. (Gov. Lever Clamp)
16-4	1	Gasket - Float Valve Seat
16-47	1	Gasket - Main Adjusting Needle & Bowl Plug
16-456	1	Gasket - Nozzle
16-A41	1	Gasket - Throttle Body to Bowl
16-654	1	Gasket Assortment.
24-213	1	Spring - Choke Return
24-262	1	Spring - Throttle Stop Screw
24-281	1	Spring - Governor Lever Tension
24-340	1	Spring - Idle Needle
26-728	1	Choke Shaft Assembly
27-540	1	Choke Fly Assembly
28-49	1	Swivel - Choke
29-81	1	Clip - Choke Bracket
29-124	1	Bracket - Choke
29-537	1	Choke Bracket Assembly
30-739	1	Float & Lever Assembly
32-16	1	Shaft - Float
36-293	1	Seat - Main Adjusting Needle & Bowl Plug
43-33	1	Needle - Idle Adjusting
43-722	1	Needle - Main Adjusting
43-723	1	Main Adjusting Needle & Bowl Plug Assembly
44-38	1	Packing - Choke Shaft
44-51	1	Packing - Main Adjusting Needle
44-68	1	Packing - Throttle Shaft
46-A125	1	Venturi - (29/32 Throat)
47-341	1	Main Nozzle
49-101-L	1	Idle Jet
49-258	1	Economizer Jet
55-261	1	Retainer - Throttle Shaft Packing
55-285	1	Retainer - Main Adjusting Needle
55-358	1	Plug - Throttle Shaft
60-487	1	Bushing - Governor Lever
62-61	1	Pin - Throttle Shaft
62-167	1	Pin - Throttle Stop
80-169	1	Plug - Choke Shaft Hole
80-171	1	Drill - Plug - Name Plate & Idle Plug Hole
82-14	1	Cotter - Throttle Shaft
82-16	1	Cotter - Choke Swivel
99-7	1	Drain Plug
155-563	1	Governor Lever Assembly
227-1728	1	Throttle Body Assembly
233-543	1	Float Valve, Seat & Gasket Assembly, Matched
286-1348	1	Repair Kit



TEMPORARY SERVICE PARTS LIST - INSERT IN THE PROPER SECTION OF YOUR MANUAL

Continental Motors

TSX-818

PART NO.	QUAN.	PART NAME
10-4348	1	Carburetor Body Assembly
13-1327	1	Throttle Shaft, Throttle Stop & Lever Assembly
14-169	1	Fly-Throttle (20°)
15-285	1	Screw (#8-32 x 5/16) Slot. Hex Hd. (Choke Swivel)
15-409	1	Screw (#8-32 x 1/8) Drill Plug - Nozzle Hole
15-A13	1	Screw (#8-32 x 3/4) Fill. Hd. Drilled - Throttle Stop
15-A82	4	Screw (#12-24 x 5/8) Fill. Hd. SEMS (Thr. Body to Bowl-4)
15-A91	4	Screw (#4-40 x 1/4) Bind. Hd. SEMS (Throttle Fly-2) (Choke Fly-2)
15-A93	1	Screw (#8-32 x 3/8) Pan Hd. SEMS (Choke Bracket to Body)
15-A99	1	Screw (#8-32 x 5/16) Fill. Hd. SEMS (Choke Bracket)
15-A296	1	Screw (#12-24 x 5/8) Slot. Hex Hd. (Governor Lever) SEMS
15-A297	1	Screw (#10-24 x 3/4) Slot. Hex Hd. (Clevis Assembly)
16-4	1	Gasket - Float Valve Seat
16-80	1	Gasket - Throttle Body to Bowl
16-449	1	Gasket - Main Nozzle
16-613	1	Gasket Set
24-247	1	Spring - Choke Return
24-262	1	Spring - Throttle Stop Screw
24-281	1	Spring - Governor Lever Tension
24-340	1	Spring - Idle Needle
24-425	1	Spring - Choke Fly Flapper
26-660	1	Choke Shaft & Lever Assembly
27-539	1	Choke Fly Assembly
28-49	1	Swivel - Choke Lever
29-81	1	Bracket - Choke Tube Clip
29-104	1	Bracket - Choke Tube
29-528	1	Choke Bracket Assembly
30-600	1	Float & Lever Assembly
32-27	1	Shaft - Float Lever
43-33	1	Needle - Idle Adjusting
44-39	1	Packing - Choke Shaft
44-63	1	Packing - Throttle Shaft
46-467	1	Venturi - (11/16 Diameter Throat)
47-589	1	Nozzle
49-145	1	Jet - Economizer
49-158	1	Jet - Power
49-165	1	Jet - Idle
55-230	1	Cup - Throttle Shaft
55-231	1	Retainer - Throttle Shaft Packing
55-243	1	Retainer - Choke Shaft Packing
62-167	1	Pin - Throttle Stop
78-A4	1	Washer - Clevis Assembly
80-167	1	Plug - Channel
80-171	1	Drill Plug - Idle Drilling
81-1	1	Nut - #10-24 (Clevis Assembly)
82-14	1	Cotter - Throttle Shaft
82-16	1	Cotter - Choke Swivel
99-7	1	Plug - Bowl Drain
121-504	1	Clevis Assembly
155-565	1	Governor Lever Assembly
179-11	1	Plug - Expansion - Throttle Body
227-1737	1	Throttle Body Assembly (Idle & Econ.-see cal. record)
233-536	1	Float Valve, Seat & Gasket Assembly (Matched)
286-1350	1	Repair Kit - Service Only



TEMPORARY SERVICE PARTS LIST - INSERT IN THE PROPER SECTION OF YOUR MANUAL

Continental Mtrs. F162F-472

TSX-820

PART NO.	QUAN.	PART NAME
10-4480	1	Carbureter Body Assembly
12-943	1	Throttle Lever Assembly
13-1325	1	Throttle Shaft, Throttle Stop & Lever Assembly
14-246	1	Fly - Throttle (18°)
15-42	1	Screw (#8-32 x 3/4) Fill. Head (Thr. Stop)
15-285	2	Screw (#8-32 x 5/16) Hex Hd. Slotted (Thr. & Choke Swivel)
15-409	1	Screw (#8-32 Drill Plug)(Nozzle Hole)
15-A82	4	Screw (#12-24 x 5/8) Fill. Hd. (Thr. Body to Bowl) SEMS
15-A91	4	Screw (#4-40 x 1/4) Bind. Hd. SEMS (Thr. Fly-2)(Choke Fly-2)
15-A93	1	Screw (#8-32 x 3/8) Pan Hd. SEMS(Choke Bkt. to Bowl)
15-B20	1	Screw (#12-28x 1/2 ) Hex Hd. Slot. SEMS (Choke Bkt. Clip)
15-A296	1	Screw (#12-24 x 5/8) Slot. Hex Hd. SEMS (Gov. Lever Clamp)
15-A297	1	Screw (#10-24 x 7/8) Slot. Hex Hd. (Clevis Clamp)
16-4	1	Gasket - Float Valve Seat
16-80	1	Gasket - Throttle Body to Bowl
16-449	1	Gasket - Main Nozzle
16-491	1	Gasket - High Speed Needle
16-709	1	Gasket Assembly
24-262	1	Spring - Throttle Stop Screw
24-281	1	Spring - Governor Lever
24-340	1	Spring - Idle Needle
24-A1	1	Spring - High Speed Needle
25-670	1	Choke Lever Assembly - Complete
26-880	1	Choke Shaft & Lever Assembly
27-573	1	Choke Fly Assembly
28-108	1	Swivel Choke Lever
28-110	1	Swivel Throttle Lever
29-175	1	Clip - Choke Bracket
29-571	1	Choke Bracket & Stud Assembly
29-572	1	Choke Bracket Assembly
30-600	1	Float & Lever Assembly
32-27	1	Shaft - Float Lever
43-33	1	Needle - Idle Adjusting
43-619	1	High Speed Needle Assembly - Complete
43-627	1	High Speed Needle Assembly
44-63	1	Packing - Throttle Shaft
46-A132	1	Venturi (25/32") Diameter Throat
47-712	1	Nozzle Assembly
49-101-L	1	Jet - Idle
49-279	1	Jet - Power
55-230	1	Cup - Throttle Shaft
55-231	1	Retainer - Throttle Shaft Packing
60-257	1	Bushing - Governor Lever
62-167	1	Pin - Throttle Stop
62-247	1	Pin - Choke Stop
78-299	1	Washer - High Speed Needle
78-A4	1	Washer - Clevis Assembly
78-A75	1	Washer - Choke Bracket Stud
80-171	1	Drill Plug - Idle Drilling
81-1	1	Nut - #10-24
82-14	1	Cotter Pin - Throttle Shaft
82-16	2	Cotter Pin - Choke Swivel-1)(Throttle Swivel-1)
99-7	1	Plug - Bowl Drain

TEMPORARY SERVICE PARTS LIST - INSERT IN THE PROPER SECTION OF YOUR MANUAL

Continental Mtrs. #F162F-472

TSX-820

PART NO.	QUAN.	PART NAME
121-504	1	Clevis Assembly
155-602	1	Governor Lever Assembly
227-1727	1	Throttle Body Assembly
233-536	1	Float Valve, Seat & Gasket Assembly (Matched)
299-507	1	Automatic Choke Assembly
286-1352		Repair Kit

TEMPORARY SERVICE PARTS LIST - INSERT IN THE PROPER SECTION OF YOUR MANUAL

Continental Engine FS162		Continental Motors #F162F-465	TSX-826
PART NO.	QUAN.	PART NAME	
10-4568	1	Carburetor Body Assembly	
13-1337	1	Throttle Shaft, Throttle Stop & Lever Assembly	
14-246	1	Fly - Throttle (18°)	
15-42	1	Screw (8-32 x 3/4) Fill. Head (Throttle Stop)	
15-285	2	Screw (#8-32 x 5/16) Hex Head Slot. (Thr. & Choke Swivel)	
15-409	1	Screw (#8-32 Drill Plug) (Nozzle Hole)	
15-A82	4	Screw (#12-24 x 5/8) Fill. Hd. Sems (Throttle Body to Bowl)	
15-A91	4	Screw (#4-40 x 1/4) Bind. Hd. SEMS (Thr. Fly-2)(Choke Fly-2)	
15-A93	1	Screw (#8-32 x 3/8) Pan Hd. Sems (Choke Bracket to Bowl)	
15-A255	2	Screw (#10-32 x 3/8) Oval Head(Auto-Choke to Adapter)	
15-B20	1	Screw (#12-28 x 1/2)Hex Head Slot. Sems(Choke Bracket Clip)	
15-A296	1	Screw (#12-24 x 5/8) Slotted Hex Head (SEMS)(Governor Lever Clamp)	
15-A297	1	Screw (#10-24 x 7/8) Slotted Hex Head (Clevis Clamp)	
16-4	1	Gasket - Float Valve Seat	
16-80	1	Gasket - Throttle Body to Bowl	
16-449	1	Gasket - Main Nozzle	
16-491	1	Gasket - High Speed Needle	
16-592	1	Gasket Assembly	
24-262	1	Spring - Throttle Stop Screw	
24-281	1	Spring - Governor Lever	
24-340	1	Spring - Idle Needle	
24-A1	1	Spring - High Speed Needle	
25-670	1	Choke Lever Assembly - Complete	
26-869	1	Choke Shaft & Lever Assembly	
27-573	1	Choke Fly Assembly	
28-108	1	Swivel Choke Lever	
28-110	1	Swivel Throttle Lever	
29-175	1	Clip - Choke Bracket	
29-571	1	Choke Bracket & Stud Assembly	
29-572	1	Choke Bracket Assembly	
30-600	1	Float & Lever Assembly	
32-27	1	Shaft - Float Lever	
43-33	1	Needle - Idle Adjusting	
43-619	1	High Speed Needle Assembly-Complete	
43-627	1	High Speed Needle Assembly	
44-63	1	Packing Throttle Shaft	
46-A132	1	Venturi - (25/32") Diameter Throat	
47-712	1	Nozzle Assembly	
49-101-L	1	Jet - Idle	
49-279	1	Power Jet	
55-230	1	Cup - Throttle Shaft	
55-231	1	Retainer - Throttle Shaft Packing	
60-257	1	Bushing - Governor Lever	
62-167	1	Pin-Throttle Stop	
62-247	1	Pin-Choke Stop	
78-299	1	Washer - High Speed Needle	
*78-A4	1	Washer - Clevis Assembly	
80-171	1	Drill Plug - Idle Drilling	
81-1	1	Nut - #10-24	
82-14	1	Cotter Pin - Throttle Shaft	
82-16	2	Cotter Pin - Choke Swivel-1 (Throttle Swivel-1)	
99-7	1	Plug - Bowl Drain	
110-216	1	Adaptor - Choke	
121-504	1	Clevis Assembly	
*78-A75	1	Washer - Choke Bracket Stud	

TEMPORARY SERVICE PARTS LIST - INSERT IN THE PROPER SECTION OF YOUR MANUAL

Continental Engine FS162

Continental Motors #F162F-465

TSX-826

PART NO.	QUAN.	PART NAME
155-591	1	Governor Lever Assembly
227-1744	1	Throttle Body Assembly
233-536	1	Float Valve, Seat & Gasket Assembly (Matched)
299-506	1	Automatic Choke Assembly (12-volt)
286-1353	1	Repair Kit

page -2-

TSX-826 replaces TSX-793



TEMPORARY SERVICE PARTS LIST - INSERT IN THE PROPER SECTION OF YOUR MANUAL

Continental Motors F226F-457

TSX-842

PART NO.	QUAN.	PART NAME
10-4543	1	Carbureter Body Assembly
12-1018	1	Throttle Lever Assembly
13-1279	1	Throttle Shaft and Stop Assembly
14-163	1	Throttle Fly (22°) 3/64 Offset)
15-42	1	Screw (#8-32 x 3/8 Fill. Head) Throttle Adjusting)
15-274	1	Screw (5/16-24 x 5/32) Headless Plug
15-285	1	Screw (#8-32 x 5/16) Hex Hd. Choke Swivel
15-483	4	Screw (#6-32 1/4) Fill. Head Sems (Choke Fly-2)(Thr. Fly-2)
15-A85	4	Screw (#12-24 x 3/4) Fill. Hd. Sems (Thr. Body to Bowl)
15-A93	2	Screw (#8-32 x 3/8) Pan. Head Sems (Choke Bracket)
15-A270	1	Screw (#8-32 x 3/8) Hex Hd. Sems (Choke Bracket Clip)
15-A296	1	Screw (#12-24 x 5/8 Hex Head Sems (Throttle Lever)
16-4	1	Gasket - Float Valve Seat
16-492	1	Gasket - Nozzle
16-594	1	Gasket Assembly
16-A12	1	Gasket - Throttle Body to Bowl
24-213	1	Spring - Choke Return
24-262	1	Spring - Throttle Stop Screw
24-292	1	Spring - Choke Fly Flapper
24-340	1	Spring - Idle Needle
26-748	1	Choke Shaft & Lever Assembly
27-548	1	Choke Fly Assembly
28-49	1	Swivel - Choke
29-81	1	Clip - Choke Bracket
29-124	1	Bracket - Choke
29-552	1	Choke Bracket & Clip Assembly
30-621	1	Float & Lever Assembly
32-16	1	Shaft - Float
36-297	1	Seat - Adjusting Needle
43-58	1	Needle - Idle Adjusting
43-620	1	High Speed Assembly for Altitude Adjustment
44-65	1	Packing - Throttle Shaft
44-38	1	Packing - Choke Shaft
46-438	1	Venturi (29/32 Throat)
47-199	1	Nozzle - Main
49-154	1	Jet Econ.
49-165	1	Jet Idle
49-301	1	Jet Power
55-214	1	Cup - Throttle Shaft
55-216	1	Retainer - Throttle Shaft Packing
60-260	2	Bushing - Throttle Shaft
62-167	1	Pin - Throttle Stop
82-16	1	Cotter - Choke Swivel
99-7	1	Plug - Drain
179-11	1	Expansion Plug
227-1764	1	Throttle Body Ass'y.
233-543	1	Float Valve - Seat & Gasket Assembly Matched
286-1378		Repair Kit



TEMPORARY SERVICE PARTS LIST - INSERT IN THE PROPER SECTION OF YOUR MANUAL

Continental Motors M330F-447

TSX-852

PART NO.	QUAN.	PART NAME
10-4323	1	Carburetor Body Assembly
12-951	1	Throttle Lever Assembly
13-1365	1	Throttle Shaft & Lever Assembly - Complete
14-163	1	Throttle Fly (22°) 3/64 Offset
15-42	1	Screw (#8-32 x 3/4) Fill Head (Thr. Adjusting)
15-274	1	Screw (#5/16-24 x 5/32) Headless Plug
15-285	1	Screw (#8-32 x 5/16) Slotted Hex Head (Choke Swivel)
15-483	4	Screw (#6-32 x 1/4) Binding Hd. SEMS (Choke Fly-2)(Thr. Fly-2)
15-A85	4	Screw (#12-24 x 3/4) Fill. Hd. SEMS (Thr. Body to Bowl)
15-A93	2	Screw (#8-32 x 3/8) Pan Head SEMS (Choke Bracket)
15-A270	1	Screw (8-32 x 3/8) Slotted Hex Hd. SEMS (Choke Bracket Clip)
15-A296	1	Screw (#12-24 x 5/8) Slotted Hex Hd. SEMS (Throttle Lever)
16-4	1	Gasket - Float Valve Seat
16-492	1	Gasket - Nozzle
16-A12	1	Gasket - Throttle Body to Bowl
16-594	1	Gasket Assortment - Service
24-262	1	Spring - Throttle Stop Screw
24-340	1	Spring - Idle Needle
24-292	1	Spring - Choke Fly Flapper
24-213	1	Spring - Choke Return
26-748	1	Choke Shaft & Lever Assembly
27-548	1	Choke Fly Assembly
28-49	1	Swivel - Choke
29-81	1	Clip - Choke Bracket
29-124	1	Bracket - Choke
29-552	1	Choke Bracket & Clip Assembly
30-621	1	Float & Lever Assembly
32-16	1	Shaft - Float
36-297	1	Seat - Adjusting Needle
43-58	1	Needle - Idle Adjusting
44-38	1	Packing - Choke Shaft
44-65	1	Packing - Throttle Shaft
46-490	1	Venturi - (1-1/16 Throat)
47-218	1	Nozzle - Main
49-164	1	Jet - Power
49-165	1	Jet - Idle
49-180	1	Jet - Economizer
55-214	1	Cup - Throttle Shaft
55-216	1	Retainer - Throttle Shaft Packing
60-260	2	Bushing - Throttle Shaft - Service
62-167	1	Pin - Throttle Stop
82-16	1	Cotter - Choke Swivel
99-7	1	Plug - Drain
179-11	1	Plug - Main Adjusting Needle Hole
227-1786	1	Throttle Body Assembly
233-543	1	Float Valve, Seat & Gasket Assembly - Matched
286-1401		Repair Kit

